



JUNIOR SALOON CAR CHAMPIONSHIP



BARC Speedfest North
Croft
2nd / 3rd May 2026



SPORTS TIMING

TIMING SOLUTIONS LTD

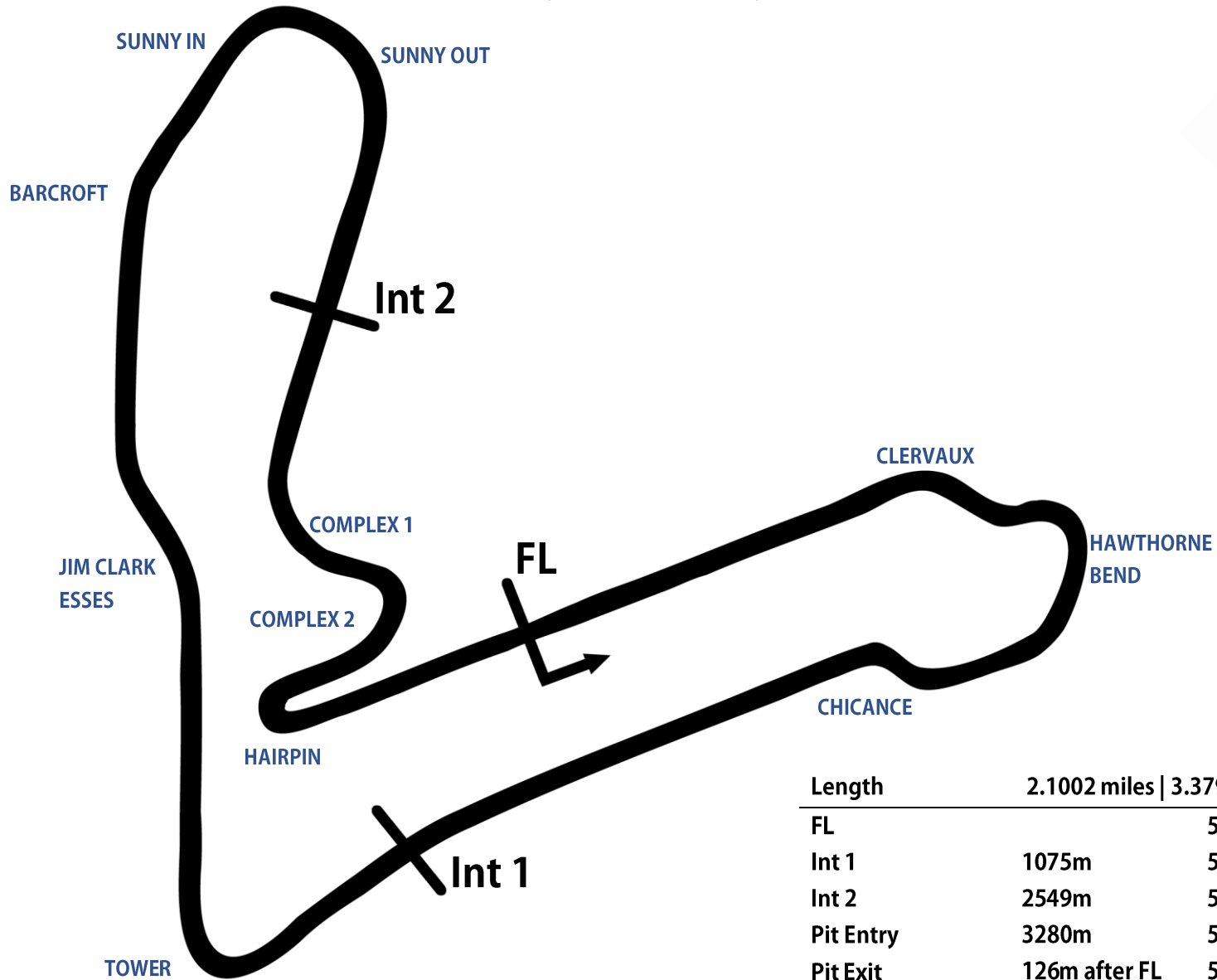
Timing & Results Provided by Timing Solutions Ltd

www.tsl-timing.com



Croft Circuit

Dalton On Tees, North Yorkshire, UK



Length	2.1002 miles 3.379 km 3379.9m		
FL		54.45541 N	1.55556 W
Int 1	1075m	54.45396 N	1.55399 W
Int 2	2549m	54.45536 N	1.56054 W
Pit Entry	3280m	54.44542 N	1.55562 W
Pit Exit	126m after FL	54.45656 N	1.55518 W
Pit Entry - Pit Exit	268.5m, 19.3s @ 50kph, 16.1s @ 60kph		

SPEEDFEST NORTH

Junior Saloon Car Championship

QUALIFYING - RACE 10 - 2ND FASTEST CLASSIFICATION



POS	NO	NAME	ENTRY	TIME	ON	LAPS	GAP	DIFF	MPH
1	23	Max SCHARFEGGER	Citroen Saxo VTR	1:43.472	4	8			73.06
2	87	Leon HOLLY	Citroen Saxo VTR	1:43.519	4	8	0.047	0.047	73.03
3	80	Ollie SMITH	Citroen Saxo VTR	1:43.712	5	8	0.240	0.193	72.90
4	94	Lachlan HOMER	Citroen Saxo VTR	1:43.886	3	8	0.414	0.174	72.77
5	3	Jake WARDLE	Citroen Saxo VTR	1:43.895	6	8	0.423	0.009	72.77
6	14*	Martin WRIGHT	Citroen Saxo VTR	1:44.281	5	8	0.809	0.386	72.50
7	44	Zain KWEKHA	Citroen Saxo VTR	1:44.457	3	8	0.985	0.176	72.38
8	27	Matthew SWATTON	Citroen Saxo VTR	1:44.539	3	8	1.067	0.082	72.32
9	29*	Timothy LEONARD	Citroen Saxo VTR	1:45.001	1	8	1.529	0.462	72.00
10	41*	William OMAR	Citroen Saxo VTR	1:45.824	4	8	2.352	0.823	71.44
11	17*	Charlie ALLEN	Citroen Saxo VTR	1:46.124	6	8	2.652	0.300	71.24
12	95	Riki PITMAN	Citroen Saxo VTR	1:47.033	6	7	3.561	0.909	70.63
13	81*	Ata HUNER	Citroen Saxo VTR	1:47.499	5	7	4.027	0.466	70.33
14	11	Francis LAWSON	Citroen Saxo VTR	1:47.602	7	8	4.130	0.103	70.26
15	96*	Ralphie BRANSCOMBE	Citroen Saxo VTR	1:50.788	1	8	7.316	3.186	68.24

QUALIFYING LAPTIME (110.0% of 1:43.471) = 1:53.818

No. 14, 29, 41 - 1 Lap time disallowed; exceeding track limits.
No. 17, 81 - 2 Lap times disallowed; exceeding track limits.
No. 96 - 6 Lap times disallowed; exceeding track limits.

Weather / Track : Cloudy / Dry

These results are provisional until the conclusion of any judicial and technical matters.

Date: 02/05/2026 Start: 11:38 Finish: 11:53

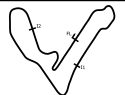
Croft: 2.1001 miles

Clerk Of Course:

Craig Czornyj

Timekeeper:

Eric Cowcill



Results can be found at www.tsl-timing.com

Printed - 11:57 Saturday, 02 May 2026



The British Automobile Racing Club

SPEEDFEST NORTH

Junior Saloon Car Championship

QUALIFYING - RACE 16 - 3RD FASTEST CLASSIFICATION



POS	NO	NAME	ENTRY	TIME	ON	LAPS	GAP	DIFF	MPH
1	23	Max SCHARFEGGER	Citroen Saxo VTR	1:43.489	7	8			73.05
2	87	Leon HOLLY	Citroen Saxo VTR	1:43.777	3	8	0.288	0.288	72.85
3	80	Ollie SMITH	Citroen Saxo VTR	1:43.894	1	8	0.405	0.117	72.77
4	3	Jake WARDLE	Citroen Saxo VTR	1:43.908	2	8	0.419	0.014	72.76
5	94	Lachlan HOMER	Citroen Saxo VTR	1:44.001	7	8	0.512	0.093	72.69
6	14*	Martin WRIGHT	Citroen Saxo VTR	1:44.325	4	8	0.836	0.324	72.47
7	44	Zain KWEKHA	Citroen Saxo VTR	1:44.540	4	8	1.051	0.215	72.32
8	27	Matthew SWATTON	Citroen Saxo VTR	1:44.540	6	8	1.051	0.000	72.32
9	29*	Timothy LEONARD	Citroen Saxo VTR	1:45.015	4	8	1.526	0.475	71.99
10	41*	William OMAR	Citroen Saxo VTR	1:45.879	7	8	2.390	0.864	71.40
11	17*	Charlie ALLEN	Citroen Saxo VTR	1:46.252	4	8	2.763	0.373	71.15
12	95	Riki PITMAN	Citroen Saxo VTR	1:47.742	2	7	4.253	1.490	70.17
13	11	Francis LAWSON	Citroen Saxo VTR	1:47.890	3	8	4.401	0.148	70.07
14	81*	Ata HUNER	Citroen Saxo VTR	1:48.427	3	7	4.938	0.537	69.73
15	96*	Ralphie BRANSCOMBE	Citroen Saxo VTR			8			

QUALIFYING LAPTIME (110.0% of 1:43.471) = 1:53.818

No. 14, 29, 41 - 1 Lap time disallowed; exceeding track limits.
 No. 17, 81 - 2 Lap times disallowed; exceeding track limits.
 No. 96 - 6 Lap times disallowed; exceeding track limits.

Weather / Track : Cloudy / Dry

These results are provisional until the conclusion of any judicial and technical matters.

Date: 02/05/2026 Start: 11:38 Finish: 11:53

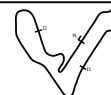
Croft: 2.1001 miles

Clerk Of Course:

Craig Czornyj

Timekeeper:

Eric Cowcill



Results can be found at www.tsl-timing.com

Printed - 11:58 Saturday, 02 May 2026



The British Automobile Racing Club

SPEEDFEST NORTH

Junior Saloon Car Championship

QUALIFYING - RACE 5, 10 & 16 - CLASSIFICATION



POS	NO	NAME	ENTRY	TIME	ON	LAPS	GAP	DIFF	MPH
1	23	Max SCHARFEGGER	Citroen Saxo VTR	1:42.928	2	8			73.45
2	87	Leon HOLLY	Citroen Saxo VTR	1:43.389	5	8	0.461	0.461	73.12
3	80	Ollie SMITH	Citroen Saxo VTR	1:43.471	2	8	0.543	0.082	73.06
4	94	Lachlan HOMER	Citroen Saxo VTR	1:43.548	4	8	0.620	0.077	73.01
5	3	Jake WARDLE	Citroen Saxo VTR	1:43.813	4	8	0.885	0.265	72.82
6	14*	Martin WRIGHT	Citroen Saxo VTR	1:44.128	2	8	1.200	0.315	72.60
7	27	Matthew SWATTON	Citroen Saxo VTR	1:44.362	2	8	1.434	0.234	72.44
8	44	Zain KWEKHA	Citroen Saxo VTR	1:44.451	2	8	1.523	0.089	72.38
9	29*	Timothy LEONARD	Citroen Saxo VTR	1:44.677	3	8	1.749	0.226	72.22
10	41*	William OMAR	Citroen Saxo VTR	1:45.585	6	8	2.657	0.908	71.60
11	17*	Charlie ALLEN	Citroen Saxo VTR	1:46.118	3	8	3.190	0.533	71.24
12	81*	Ata HUNER	Citroen Saxo VTR	1:46.664	6	7	3.736	0.546	70.88
13	96*	Ralphie BRANSCOMBE	Citroen Saxo VTR	1:46.666	2	8	3.738	0.002	70.88
14	95	Riki PITMAN	Citroen Saxo VTR	1:46.709	7	7	3.781	0.043	70.85
15	11	Francis LAWSON	Citroen Saxo VTR	1:47.518	4	8	4.590	0.809	70.31

QUALIFYING LAPTIME (110.0% of 1:43.471) = 1:53.818

No. 14, 29, 41 - 1 Lap time disallowed; exceeding track limits.
No. 17, 81 - 2 Lap times disallowed; exceeding track limits.
No. 96 - 6 Lap times disallowed; exceeding track limits.

Weather / Track : Cloudy / Dry

These results are provisional until the conclusion of any judicial and technical matters.

Date: 02/05/2026 Start: 11:38 Finish: 11:53

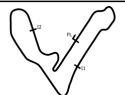
Croft: 2.1001 miles

Clerk Of Course:

Craig Czornyj

Timekeeper:

Eric Cowcill



Results can be found at www.tsl-timing.com

Printed - 11:56 Saturday, 02 May 2026

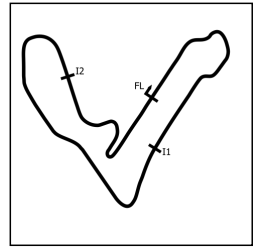


The British Automobile Racing Club

SPEEDFEST NORTH

Junior Saloon Car Championship

QUALIFYING - RACE 5, 10 & 16 - SECTOR ANALYSIS



SECTOR 1 = FL to I1, SECTOR 2 = I1 to I2, SECTOR 3 = I2 to FL, DIFF = Difference To Personal Best Lap, P = Crossed Finish Line in Pit Lane, D = Time Disallowed

P1 23		Max SCHARFEGGER		Citroen Saxo VTR			
IDEAL LAP TIME :		BEST LAP TIME : 1:42.928		DIFFERENCE :			
LAP	SECTOR 1	SECTOR 2	SECTOR 3	LAP TIME	MPH	DIFF	TIME OF DAY
1 -				1:43.559	73.00	0.631	11:41:43.495
2 -				1:42.928 (1)	73.45		11:43:26.423
3 -				1:43.513	73.04	0.585	11:45:09.936
4 -				1:43.472 (2)	73.06	0.544	11:46:53.408
5 -				1:43.508	73.04	0.580	11:48:36.916
6 -				1:43.659	72.93	0.731	11:50:20.575
7 -				1:43.489 (3)	73.05	0.561	11:52:04.064
8 -				1:43.553	73.01	0.625	11:53:47.617

P2 87		Leon HOLLY		Citroen Saxo VTR			
IDEAL LAP TIME : 1:43.342		BEST LAP TIME : 1:43.389		DIFFERENCE : 0.047			
LAP	SECTOR 1	SECTOR 2	SECTOR 3	LAP TIME	MPH	DIFF	TIME OF DAY
1 -	47.554	46.176	29.051	2:02.781	61.57	19.392	11:42:28.980
2 -	33.322	43.140	28.842	1:45.304	71.79	1.915	11:44:14.284
3 -	32.321	42.756	28.700	1:43.777 (3)	72.85	0.388	11:45:58.061
4 -	32.238	42.708	28.573	1:43.519 (2)	73.03	0.130	11:47:41.580
5 -	32.285	42.591	28.513	1:43.389 (1)	73.12		11:49:24.969
6 -	34.516	43.023	28.560	1:46.099	71.26	2.710	11:51:11.068
7 -	32.374	42.799	28.750	1:43.923	72.75	0.534	11:52:54.991
8 -	32.403	43.400	29.428	1:45.231	71.84	1.842	11:54:40.222

P3 80		Ollie SMITH		Citroen Saxo VTR			
IDEAL LAP TIME : 1:43.394		BEST LAP TIME : 1:43.471		DIFFERENCE : 0.077			
LAP	SECTOR 1	SECTOR 2	SECTOR 3	LAP TIME	MPH	DIFF	TIME OF DAY
1 -	32.505	42.935	28.454	1:43.894 (3)	72.77	0.423	11:42:09.397
2 -	32.211	42.773	28.487	1:43.471 (1)	73.06		11:43:52.868
3 -	32.847	43.400	29.056	1:45.303	71.79	1.832	11:45:38.171
4 -	32.377	43.218	28.458	1:44.053	72.66	0.582	11:47:22.224
5 -	32.412	42.790	28.510	1:43.712 (2)	72.90	0.241	11:49:05.936
6 -	32.830	42.729	28.633	1:44.192	72.56	0.721	11:50:50.128
7 -	32.520	42.999	28.627	1:44.146	72.59	0.675	11:52:34.274
8 -	32.844	43.288	30.143	1:46.275	71.14	2.804	11:54:20.549

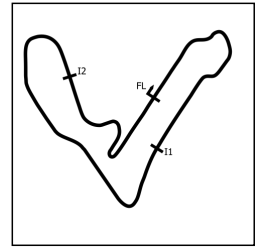
P4 94		Lachlan HOMER		Citroen Saxo VTR			
IDEAL LAP TIME : 1:43.181		BEST LAP TIME : 1:43.548		DIFFERENCE : 0.367			
LAP	SECTOR 1	SECTOR 2	SECTOR 3	LAP TIME	MPH	DIFF	TIME OF DAY
1 -	33.003	42.636	28.878	1:44.517	72.33	0.969	11:42:23.859
2 -	32.322	42.717	29.059	1:44.098	72.62	0.550	11:44:07.957
3 -	32.215	42.764	28.907	1:43.886 (2)	72.77	0.338	11:45:51.843
4 -	32.393	42.418	28.737	1:43.548 (1)	73.01		11:47:35.391
5 -	32.369	42.379	29.758	1:44.506	72.34	0.958	11:49:19.897
6 -	32.342	42.229	29.547	1:44.118	72.61	0.570	11:51:04.015
7 -	32.486	42.551	28.964	1:44.001 (3)	72.69	0.453	11:52:48.016
8 -	32.639	42.734	28.872	1:44.245	72.52	0.697	11:54:32.261

P5 3		Jake WARDLE		Citroen Saxo VTR			
IDEAL LAP TIME : 1:43.525		BEST LAP TIME : 1:43.813		DIFFERENCE : 0.288			
LAP	SECTOR 1	SECTOR 2	SECTOR 3	LAP TIME	MPH	DIFF	TIME OF DAY
1 -	32.860	43.102	28.432	1:44.394	72.42	0.581	11:42:41.039
2 -	32.305	42.940	28.663	1:43.908 (3)	72.76	0.095	11:44:24.947
3 -	33.142	43.180	28.530	1:44.852	72.10	1.039	11:46:09.799
4 -	32.449	42.788	28.576	1:43.813 (1)	72.82		11:47:53.612
5 -	32.388	43.172	28.647	1:44.207	72.55	0.394	11:49:37.819
6 -	32.419	42.806	28.670	1:43.895 (2)	72.77	0.082	11:51:21.714
7 -	32.353	43.178	28.730	1:44.261	72.51	0.448	11:53:05.975
8 -	33.068	43.077	28.722	1:44.867	72.09	1.054	11:54:50.842

SPEEDFEST NORTH

Junior Saloon Car Championship

QUALIFYING - RACE 5, 10 & 16 - SECTOR ANALYSIS



SECTOR 1 = FL to I1, SECTOR 2 = I1 to I2, SECTOR 3 = I2 to FL, DIFF = Difference To Personal Best Lap, P = Crossed Finish Line in Pit Lane, D = Time Disallowed

P6 14		Martin WRIGHT		Citroen Saxo VTR			
IDEAL LAP TIME : 1:44.053		BEST LAP TIME : 1:44.128		DIFFERENCE : 0.075			
LAP	SECTOR 1	SECTOR 2	SECTOR 3	LAP TIME	MPH	DIFF	TIME OF DAY
1 -	32.580	43.174	28.721	1:44.475	72.36	0.347	11:41:49.148
2 -	32.412	43.002	28.714	1:44.128 (1)	72.60		11:43:33.276
3 -	32.859	42.948	28.720	1:44.527 D	72.33	0.399	11:45:17.803
4 -	32.628	42.977	28.720	1:44.325 (3)	72.47	0.197	11:47:02.128
5 -	32.629	42.927	28.725	1:44.281 (2)	72.50	0.153	11:48:46.409
6 -	32.696	42.987	28.784	1:44.467	72.37	0.339	11:50:30.876
7 -	32.515	43.331	28.774	1:44.620	72.26	0.492	11:52:15.496
8 -	32.602	43.228	28.844	1:44.674	72.23	0.546	11:54:00.170

P7 27		Matthew SWATTON		Citroen Saxo VTR			
IDEAL LAP TIME : 1:44.275		BEST LAP TIME : 1:44.362		DIFFERENCE : 0.087			
LAP	SECTOR 1	SECTOR 2	SECTOR 3	LAP TIME	MPH	DIFF	TIME OF DAY
1 -	37.176	44.256	28.661	1:50.093	68.67	5.731	11:42:24.596
2 -	32.526	43.244	28.592	1:44.362 (1)	72.44		11:44:08.958
3 -	32.573	43.270	28.696	1:44.539 (2)	72.32	0.177	11:45:53.497
4 -	32.638	43.492	28.605	1:44.735	72.18	0.373	11:47:38.232
5 -	32.596	43.337	28.746	1:44.679	72.22	0.317	11:49:22.911
6 -	32.638	43.216	28.686	1:44.540 (3)	72.32	0.178	11:51:07.451
7 -	32.612	43.157	29.334	1:45.103	71.93	0.741	11:52:52.554
8 -	32.772	43.634	28.802	1:45.208	71.86	0.846	11:54:37.762

P8 44		Zain KWEKHA		Citroen Saxo VTR			
IDEAL LAP TIME : 1:44.261		BEST LAP TIME : 1:44.451		DIFFERENCE : 0.190			
LAP	SECTOR 1	SECTOR 2	SECTOR 3	LAP TIME	MPH	DIFF	TIME OF DAY
1 -	33.025	45.099	30.835	1:48.959	69.38	4.508	11:42:34.375
2 -	32.694	43.004	28.753	1:44.451 (1)	72.38		11:44:18.826
3 -	32.686	43.133	28.638	1:44.457 (2)	72.38	0.006	11:46:03.283
4 -	32.821	43.053	28.666	1:44.540 (3)	72.32	0.089	11:47:47.823
5 -	32.846	43.037	28.693	1:44.576	72.29	0.125	11:49:32.399
6 -	32.859	43.011	28.674	1:44.544	72.31	0.093	11:51:16.943
7 -	32.619	43.193	28.932	1:44.744	72.18	0.293	11:53:01.687
8 -	32.963	43.197	28.728	1:44.888	72.08	0.437	11:54:46.575

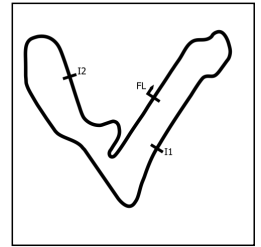
P9 29		Timothy LEONARD		Citroen Saxo VTR			
IDEAL LAP TIME : 1:44.122		BEST LAP TIME : 1:44.677		DIFFERENCE : 0.555			
LAP	SECTOR 1	SECTOR 2	SECTOR 3	LAP TIME	MPH	DIFF	TIME OF DAY
1 -	32.536	43.473	28.992	1:45.001 (2)	72.00	0.324	11:41:44.412
2 -	32.286	43.010	28.826	1:44.122 D	72.61		11:43:28.534
3 -	32.528	43.105	29.044	1:44.677 (1)	72.22		11:45:13.211
4 -	32.551	43.311	29.153	1:45.015 (3)	71.99	0.338	11:46:58.226
5 -	32.833	43.783	29.034	1:45.650	71.56	0.973	11:48:43.876
6 -	32.836	43.440	29.195	1:45.471	71.68	0.794	11:50:29.347
7 -	32.846	44.348	29.850	1:47.044	70.63	2.367	11:52:16.391
8 -	32.621	43.325	29.201	1:45.147	71.90	0.470	11:54:01.538

P10 41		William OMAR		Citroen Saxo VTR			
IDEAL LAP TIME : 1:45.371		BEST LAP TIME : 1:45.585		DIFFERENCE : 0.214			
LAP	SECTOR 1	SECTOR 2	SECTOR 3	LAP TIME	MPH	DIFF	TIME OF DAY
1 -	35.824	47.808	30.034	1:53.666	66.51	8.081	11:42:13.285
2 -	34.058	44.252	29.384	1:47.694	70.20	2.109	11:44:00.979
3 -	33.079	43.673	29.332	1:46.084	71.27	0.499	11:45:47.063
4 -	32.998	43.740	29.086	1:45.824 (2)	71.44	0.239	11:47:32.887
5 -	33.374	43.927	30.306	1:47.607	70.26	2.022	11:49:20.494
6 -	33.211	43.287	29.087	1:45.585 (1)	71.60		11:51:06.079
7 -	33.071	43.396	29.412	1:45.879 (3)	71.40	0.294	11:52:51.958
8 -	33.357	44.166	29.186	1:46.709 D	70.85	1.124	11:54:38.667

SPEEDFEST NORTH

Junior Saloon Car Championship

QUALIFYING - RACE 5, 10 & 16 - SECTOR ANALYSIS



SECTOR 1 = FL to I1, SECTOR 2 = I1 to I2, SECTOR 3 = I2 to FL, DIFF = Difference To Personal Best Lap, P = Crossed Finish Line in Pit Lane, D = Time Disallowed

P11 17		Charlie ALLEN		Citroen Saxo VTR			
IDEAL LAP TIME : 1:45.748		BEST LAP TIME : 1:46.118		DIFFERENCE : 0.370			
LAP	SECTOR 1	SECTOR 2	SECTOR 3	LAP TIME	MPH	DIFF	TIME OF DAY
1 -	33.551	43.741	29.157	1:46.449	71.02	0.331	11:41:52.654
2 -	33.362	44.112	29.235	1:46.709 D	70.85	0.591	11:43:39.363
3 -	33.332	43.527	29.259	1:46.118 (1)	71.24		11:45:25.481
4 -	33.447	43.622	29.183	1:46.252 (3)	71.15	0.134	11:47:11.733
5 -	33.753	43.672	29.116	1:46.541	70.96	0.423	11:48:58.274
6 -	33.436	43.572	29.116	1:46.124 (2)	71.24	0.006	11:50:44.398
7 -	33.125	43.682	29.220	1:46.027 D	71.30		11:52:30.425
8 -	33.592	43.695	29.096	1:46.383	71.06	0.265	11:54:16.808

P12 81		Ata HUNER		Citroen Saxo VTR			
IDEAL LAP TIME : 1:46.469		BEST LAP TIME : 1:46.664		DIFFERENCE : 0.195			
LAP	SECTOR 1	SECTOR 2	SECTOR 3	LAP TIME	MPH	DIFF	TIME OF DAY
1 -	38.569	46.652	29.764	1:54.985	65.75	8.321	11:42:28.011
2 -	34.634	45.267	29.821	1:49.722	68.90	3.058	11:44:17.733
3 -	33.868	44.963	29.596	1:48.427 (3)	69.73	1.763	11:46:06.160
4 -	33.290	44.112	29.172	1:46.574 D	70.94		11:47:52.734
5 -	33.421	44.299	29.779	1:47.499 (2)	70.33	0.835	11:49:40.233
6 -	33.466	44.062	29.136	1:46.664 (1)	70.88		11:51:26.897
7 -	33.320	44.215	29.117	1:46.652 D	70.89		11:53:13.549

P13 96		Ralphie BRANSCOMBE		Citroen Saxo VTR			
IDEAL LAP TIME : 1:46.404		BEST LAP TIME : 1:46.666		DIFFERENCE : 0.262			
LAP	SECTOR 1	SECTOR 2	SECTOR 3	LAP TIME	MPH	DIFF	TIME OF DAY
1 -	36.569	44.546	29.673	1:50.788 (2)	68.24	4.122	11:42:17.856
2 -	33.339	44.046	29.281	1:46.666 (1)	70.88		11:44:04.522
3 -	33.190	44.702	29.681	1:47.573 D	70.28	0.907	11:45:52.095
4 -	33.258	44.630	29.168	1:47.056 D	70.62	0.390	11:47:39.151
5 -	33.750	44.664	29.287	1:47.701 D	70.20	1.035	11:49:26.852
6 -	33.442	44.264	29.659	1:47.365 D	70.41	0.699	11:51:14.217
7 -	33.387	44.555	29.779	1:47.721 D	70.18	1.055	11:53:01.938
8 -	33.481	51.639	30.569	1:55.689 D	65.35	9.023	11:54:57.627

P14 95		Riki PITMAN		Citroen Saxo VTR			
IDEAL LAP TIME :		BEST LAP TIME : 1:46.709		DIFFERENCE :			
LAP	SECTOR 1	SECTOR 2	SECTOR 3	LAP TIME	MPH	DIFF	TIME OF DAY
1 -				1:49.275	69.18	2.566	11:42:36.958
2 -				1:47.742 (3)	70.17	1.033	11:44:24.700
3 -				1:49.399	69.11	2.690	11:46:14.099
4 -				1:48.065	69.96	1.356	11:48:02.164
5 -				1:48.741	69.52	2.032	11:49:50.905
6 -				1:47.033 (2)	70.63	0.324	11:51:37.938
7 -				1:46.709 (1)	70.85		11:53:24.647

P15 11		Francis LAWSON		Citroen Saxo VTR			
IDEAL LAP TIME : 1:46.590		BEST LAP TIME : 1:47.518		DIFFERENCE : 0.928			
LAP	SECTOR 1	SECTOR 2	SECTOR 3	LAP TIME	MPH	DIFF	TIME OF DAY
1 -	34.557	45.244	29.907	1:49.708	68.91	2.190	11:42:03.760
2 -	33.690	44.679	29.838	1:48.207	69.87	0.689	11:43:51.967
3 -	33.604	44.744	29.542	1:47.890 (3)	70.07	0.372	11:45:39.857
4 -	33.667	44.432	29.419	1:47.518 (1)	70.31		11:47:27.375
5 -	33.694	44.520	29.814	1:48.028	69.98	0.510	11:49:15.403
6 -	34.454	44.415	30.694	1:49.563	69.00	2.045	11:51:04.966
7 -	33.437	43.734	30.431	1:47.602 (2)	70.26	0.084	11:52:52.568
8 -	33.883	43.988	30.711	1:48.582	69.63	1.064	11:54:41.150

SPEEDFEST NORTH

Junior Saloon Car Championship

QUALIFYING - RACE 5, 10 & 16 - BEST SECTORS

SECTOR 1			SECTOR 2		SECTOR 3		IDEAL / BEST COMPARISON						
POS	NO	TIME	NO	TIME	NO	TIME	POS	NO	NAME	IDEAL	BEST	DIFF	
										PERFECT LAP	1:42.872		
1	80	32.211	94	42.229	3	28.432	1	94	HOMER	1:43.181	1:43.548	0.367	
2	94	32.215	87	42.591	80	28.454	2	87	HOLLY	1:43.342	1:43.389	0.047	
3	87	32.238	80	42.729	87	28.513	3	80	SMITH	1:43.394	1:43.471	0.077	
4	29	32.286	3	42.788	27	28.592	4	3	WARDLE	1:43.525	1:43.813	0.288	
5	3	32.305	14	42.927	44	28.638	5	14	WRIGHT	1:44.053	1:44.128	0.075	
6	14	32.412	44	43.004	14	28.714	6	29	LEONARD	1:44.122	1:44.677	0.555	
7	27	32.526	29	43.010	94	28.737	7	44	KWEKHA	1:44.261	1:44.451	0.190	
8	44	32.619	27	43.157	29	28.826	8	27	SWATTON	1:44.275	1:44.362	0.087	
9	41	32.998	41	43.287	41	29.086	9	41	OMAR	1:45.371	1:45.585	0.214	
10	17	33.125	17	43.527	17	29.096	10	17	ALLEN	1:45.748	1:46.118	0.370	
11	96	33.190	11	43.734	81	29.117	11	96	BRANSCOMBE	1:46.404	1:46.666	0.262	
12	81	33.290	96	44.046	96	29.168	12	81	HUNER	1:46.469	1:46.664	0.195	
13	11	33.437	81	44.062	11	29.419	13	11	LAWSON	1:46.590	1:47.518	0.928	
14							14	23	SCHARFEGGER		1:42.928		
15							15	95	PITMAN		1:46.709		

SPEEDFEST NORTH

Junior Saloon Car Championship

QUALIFYING - RACE 5, 10 & 16 - STATISTICS

Competitors Started 15
Planned Start 2026-05-02 @ 11:50:00.000
Actual Start 2026-05-02 @ 11:38:09.323
Finish Time 2026-05-02 @ 11:53:12.996
Track Length 2.1001mi.
Total Laps 118
Total Distance Covered 247.8203mi.

Session Fastest Lap History

NO	NAME	LAP TIME	TIME OF DAY	LAP	VEHICLE
23	Max SCHARFEGGER	1:43.559	11:41:43.495	1	Citroen Saxo VTR
23	Max SCHARFEGGER	1:42.928	11:43:26.423	2	Citroen Saxo VTR

Flag History

TYPE	TIME OF DAY
GREEN	11:38:09.323
FINISH	11:53:12.996

Flag Statistics

TYPE	COUNT	TOTAL LAPS	TOTAL TIME
Green	1	8	17:36.368
Red	0	0	0.000
Safety Car	0	0	0.000
FCY	0	0	0.000

SPEEDFEST NORTH

Junior Saloon Car Championship

RACE 5 - GRID (15 minutes)



ROW 8	15	1:47.518	11 Francis LAWSON	14	1:46.709	95 Riki PITMAN
ROW 7	13	1:46.666	96 Ralphie BRANSCOMBE	12	1:46.664	81 Ata HUNER
ROW 6	11	1:46.118	17 Charlie ALLEN	10	1:45.585	41 William OMAR
ROW 5	9	1:44.677	29 Timothy LEONARD	8	1:44.451	44 Zain KWEKHA
ROW 4	7	1:44.362	27 Matthew SWATTON	6	1:44.128	14 Martin WRIGHT
ROW 3	5	1:43.813	3 Jake WARDLE	4	1:43.548	94 Lachlan HOMER
ROW 2	3	1:43.471	80 Ollie SMITH	2	1:43.389	87 Leon HOLLY
ROW 1	1	1:42.928	23 Max SCHARFEGGER			
Pole						

These results are provisional until the conclusion of any judicial and technical matters.

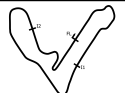
Croft: 2.1001 miles

Clerk Of Course:

Craig Czornyj

Timekeeper:

Eric Cowcill



Results can be found at www.tsl-timing.com

Printed - 12:00 Saturday, 02 May 2026



The British Automobile Racing Club

SPEEDFEST NORTH

Junior Saloon Car Championship

RACE 10 - GRID (15 minutes)



ROW 8	15	1:50.788	96 Ralphie BRANSCOMBE	14	1:47.602	11 Francis LAWSON
ROW 7	13	1:47.499	81 Ata HUNER	12	1:47.033	95 Riki PITMAN
ROW 6	11	1:46.124	17 Charlie ALLEN	10	1:45.824	41 William OMAR
ROW 5	9	1:45.001	29 Timothy LEONARD	8	1:44.539	27 Matthew SWATTON
ROW 4	7	1:44.457	44 Zain KWEKHA	6	1:44.281	14 Martin WRIGHT
ROW 3	5	1:43.895	3 Jake WARDLE	4	1:43.886	94 Lachlan HOMER
ROW 2	3	1:43.712	80 Ollie SMITH	2	1:43.519	87 Leon HOLLY
ROW 1	1	1:43.472	23 Max SCHARFEGGER			
Pole						

These results are provisional until the conclusion of any judicial and technical matters.

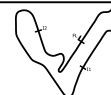
Croft: 2.1001 miles

Clerk Of Course:

Craig Czornyj

Timekeeper:

Eric Cowcill



Results can be found at www.tsl-timing.com

Printed - 12:02 Saturday, 02 May 2026



The British Automobile Racing Club

SPEEDFEST NORTH

Junior Saloon Car Championship

RACE 16 - GRID (15 minutes)



ROW 8	15	96 Ralphie BRANSCOMBE	1:48.427	14	81 Ata HUNER
ROW 7	13	11 Francis LAWSON	1:47.890	12	95 Riki PITMAN
ROW 6	11	17 Charlie ALLEN	1:46.252	10	41 William OMAR
ROW 5	9	29 Timothy LEONARD	1:45.015	8	27 Matthew SWATTON
ROW 4	7	44 Zain KWEKHA	1:44.540	6	14 Martin WRIGHT
ROW 3	5	94 Lachlan HOMER	1:44.001	4	3 Jake WARDLE
ROW 2	3	80 Ollie SMITH	1:43.894	2	87 Leon HOLLY
ROW 1	1	23 Max SCHARFEGGER	1:43.489		
Pole					

These results are provisional until the conclusion of any judicial and technical matters.

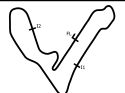
Croft: 2.1001 miles

Clerk Of Course:

Craig Czornyj

Timekeeper:

Eric Cowcill



Results can be found at www.tsl-timing.com

Printed - 12:03 Saturday, 02 May 2026



The British Automobile Racing Club

SPEEDFEST NORTH

Junior Saloon Car Championship

RACE 5 - CLASSIFICATION

Race Distance: 6 Laps / 12.60 miles



POS	NO	NAME	ENTRY	LAPS	TIME	GAP	DIFF	MPH	BEST	ON	GRD	↑↓
1	23	Max SCHARFEGGER	Citroen Saxo VTR	6	10:26.442			72.41	1:43.248	5	1	0
2	80	Ollie SMITH	Citroen Saxo VTR	6	10:31.916	5.474	5.474	71.78	1:43.816	3	3	1
3	87	Leon HOLLY	Citroen Saxo VTR	6	10:34.349	7.907	2.433	71.51	1:44.157	2	2	-1
4	94	Lachlan HOMER	Citroen Saxo VTR	6	10:34.581	8.139	0.232	71.48	1:44.086	2	4	0
5	3	Jake WARDLE	Citroen Saxo VTR	6	10:36.180	9.738	1.599	71.30	1:44.361	3	5	0
6	14	Martin WRIGHT	Citroen Saxo VTR	6	10:37.873	11.431	1.693	71.11	1:44.541	5	6	0
7	27	Matthew SWATTON	Citroen Saxo VTR	6	10:38.238	11.796	0.365	71.07	1:44.262	3	7	0
8	29	Timothy LEONARD	Citroen Saxo VTR	6	10:41.636	15.194	3.398	70.70	1:45.044	6	9	1
9	41	William OMAR	Citroen Saxo VTR	6	10:44.568	18.126	2.932	70.37	1:45.377	4	10	1
10	44	Zain KWEKHA	Citroen Saxo VTR	6	10:47.848	21.406	3.280	70.02	1:44.679	4	8	-2
11	17	Charlie ALLEN	Citroen Saxo VTR	6	10:48.948	22.506	1.100	69.90	1:45.749	3	11	0
12	95	Riki PITMAN	Citroen Saxo VTR	6	10:56.083	29.641	7.135	69.14	1:46.606	3	14	2
13	96	Ralphie BRANSCOMBE	Citroen Saxo VTR	6	10:57.178	30.736	1.095	69.02	1:47.170	5	13	0
14	11	Francis LAWSON	Citroen Saxo VTR	6	12:46.873	2:20.431	1:49.695	59.15	1:47.030	3	15	1

NOT CLASSIFIED

DNF	81	Ata HUNER	Citroen Saxo VTR	6	10:57.815	31.373		68.96	1:46.233	6	12	
-----	----	-----------	------------------	---	-----------	--------	--	-------	----------	---	----	--

FASTEST LAP

23	Max SCHARFEGGER	Citroen Saxo VTR	5	1:43.248	73.22 mph	117.84 kph
----	-----------------	------------------	---	----------	-----------	------------

* Car 23 - still no working transponder. please fix for your next session or you may not be timed NCR 12.6.2.2 refers
 Car 81 - not running at the time of red flag

Red Flag (end of session): 16:12

Weather / Track : Cloudy / Dry

These results are provisional until the conclusion of any judicial and technical matters.

Date: 02/05/2026 Start: 15:58 Finish: 16:09

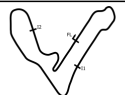
Croft: 2.1001 miles

Clerk Of Course:

Craig Czornyj

Timekeeper:

Eric Cowcill



Results can be found at www.tsl-timing.com

Printed - 16:16 Saturday, 02 May 2026



The British Automobile Racing Club

SPEEDFEST NORTH

Junior Saloon Car Championship

RACE 5 - LAP CHART

LAP 1 @ 16:00:41.724			LAP 2 @ 16:02:25.163			LAP 3 @ 16:04:08.600			LAP 4 @ 16:05:51.984			LAP 5 @ 16:07:35.232		
NO	BEHIND	LAP TIME	NO	BEHIND	LAP TIME	NO	BEHIND	LAP TIME	NO	BEHIND	LAP TIME	NO	BEHIND	LAP TIME
23		1:49.612	23		1:43.439	23		1:43.437	23		1:43.384	23		1:43.248
80	1.693	1:51.305	80	2.121	1:43.867	80	2.500	1:43.816	80	3.488	1:44.372	80	4.403	1:44.163
87	1.871	1:51.483	87	2.589	1:44.157	87	4.028	1:44.876	87	5.363	1:44.719	87	6.391	1:44.276
3	2.220	1:51.832	94	3.510	1:44.086	94	4.347	1:44.274	94	5.756	1:44.793	94	7.328	1:44.820
94	2.863	1:52.475	3	4.022	1:45.241	3	4.946	1:44.361	3	7.137	1:45.575	3	8.604	1:44.715
44	4.261	1:53.873	14	6.270	1:44.978	14	7.573	1:44.740	14	8.734	1:44.545	14	10.027	1:44.541
14	4.731	1:54.343	27	7.324	1:44.986	27	8.149	1:44.262	27	9.285	1:44.520	27	10.450	1:44.413
29	5.433	1:55.045	29	7.536	1:45.542	29	9.939	1:45.840	29	11.654	1:45.099	29	13.472	1:45.066
27	5.777	1:55.389	41	9.318	1:46.072	41	11.649	1:45.768	41	13.642	1:45.377	41	15.973	1:45.579
41	6.685	1:56.297	17	10.174	1:46.174	17	12.486	1:45.749	17	15.383	1:46.281	17	18.355	1:46.220
17	7.439	1:57.051	96	13.861	1:48.475	44	15.883	1:45.272	44	17.178	1:44.679	44	18.710	1:44.780
96	8.825	1:58.437	44	14.048	1:53.226	96	18.257	1:47.833	95	22.541	1:47.298	95	26.122	1:46.829
95	10.882	2:00.494	95	15.458	1:48.015	95	18.627	1:46.606	96	22.853	1:47.980	96	26.775	1:47.170
11	11.495	2:01.107	11	15.958	1:47.902	11	19.551	1:47.030	11	23.626	1:47.459	81	28.462	1:47.775
81	12.939	2:02.551	81	16.351	1:46.851	81	20.644	1:47.730	81	23.935	1:46.675	11	44.000	2:03.622 P

SPEEDFEST NORTH

Junior Saloon Car Championship

RACE 5 - LAP CHART

LAP 6 @ 16:09:18.554

NO	BEHIND	LAP TIME
23		1:43.322
80	5.474	1:44.393
87	7.907	1:44.838
94	8.139	1:44.133
3	9.738	1:44.456
14	11.431	1:44.726
27	11.796	1:44.668
29	15.194	1:45.044
41	18.126	1:45.475
44	21.406	1:46.018
17	22.506	1:47.473
95	29.641	1:46.841
96	30.736	1:47.283
81	31.373	1:46.233
11	2:20.431	3:19.753

SPEEDFEST NORTH

Junior Saloon Car Championship

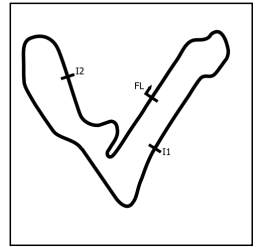
RACE 5 - POSITION CHART WITH INTERMEDIATES

No	Name	Lap Pos	Lap																				
			L0 - Int1 M	L0 - Int2 M	L1 - Finish	L1 - Int1 M	L1 - Int2 M	L2 - Finish	L2 - Int1 M	L2 - Int2 M	L3 - Finish	L3 - Int1 M	L3 - Int2 M	L4 - Finish	L4 - Int1 M	L4 - Int2 M	L5 - Finish	L5 - Int1 M	L5 - Int2 M	L6 - Finish			
23	SCHARFEGGER	1	87	87	23	80	80	23	80	80	23	80	80	23	80	80	23	80	80	23			
87	HOLLY	2	80	80	80	87	87	80	87	87	80	87	87	80	87	87	80	87	87	80	87	80	
80	SMITH	3	3	3	87	3	94	87	94	94	87	94	94	87	94	94	87	94	94	87	94	87	
94	HOMER	4	94	94	3	94	3	94	3	3	94	3	3	94	3	3	94	3	3	94	3	3	94
3	WARDLE	5	27	44	94	14	14	3	14	14	3	14	14	3	14	14	3	14	14	3	14	14	3
14	WRIGHT	6	44	14	44	29	29	14	27	27	14	27	27	14	27	27	14	27	27	14	27	27	14
27	SWATTON	7	14	29	14	27	27	27	29	29	27	29	29	27	29	29	27	29	29	27	29	29	27
44	KWEKHA	8	29	27	29	41	41	29	41	41	29	41	41	29	41	41	29	41	41	29	41	41	29
29	LEONARD	9	41	41	27	17	17	41	17	17	41	17	17	41	17	17	41	17	17	41	17	44	41
41	OMAR	10	17	17	41	96	96	17	44	44	17	44	44	17	44	44	17	44	44	17	44	17	44
17	ALLEN	11	96	96	17	95	44	96	96	96	44	96	95	44	95	95	44	95	95	44	95	95	17
81	HUNER	12	95	95	96	44	95	44	95	95	96	95	96	95	96	96	95	96	96	95	96	96	95
96	BRANSCOMBE	13	11	11	95	11	11	95	11	11	95	11	11	96	81	81	96	81	81	96	81	81	96
95	PITMAN	14	81	81	11	81	81	11	81	81	11	81	81	11	81	81	11	81	81	11	81	11	81
11	LAWSON	15	81	81	81	81	23																

SPEEDFEST NORTH

Junior Saloon Car Championship

RACE 5 - SECTOR ANALYSIS



SECTOR 1 = FL to I1, SECTOR 2 = I1 to I2, SECTOR 3 = I2 to FL, DIFF = Difference To Personal Best Lap, P = Crossed Finish Line in Pit Lane, D = Time Disallowed

P1 23		Max SCHARFEGGER		Citroen Saxo VTR			
IDEAL LAP TIME :		BEST LAP TIME : 1:43.248		DIFFERENCE :			
LAP	SECTOR 1	SECTOR 2	SECTOR 3	LAP TIME	MPH	DIFF	TIME OF DAY
1 -				1:49.612	68.97	6.364	16:00:41.724
2 -				1:43.439	73.09	0.191	16:02:25.163
3 -				1:43.437	73.09	0.189	16:04:08.600
4 -				1:43.384 (3)	73.13	0.136	16:05:51.984
5 -				1:43.248 (1)	73.22		16:07:35.232
6 -				1:43.322 (2)	73.17	0.074	16:09:18.554

P2 80		Ollie SMITH		Citroen Saxo VTR			
IDEAL LAP TIME : 1:43.663		BEST LAP TIME : 1:43.816		DIFFERENCE : 0.153			
LAP	SECTOR 1	SECTOR 2	SECTOR 3	LAP TIME	MPH	DIFF	TIME OF DAY
1 -		42.750	29.170	1:51.305	67.92	7.489	16:00:43.417
2 -	32.311	42.868	28.688	1:43.867 (2)	72.79	0.051	16:02:27.284
3 -	32.368	42.664	28.784	1:43.816 (1)	72.82		16:04:11.100
4 -	32.428	43.155	28.789	1:44.372	72.43	0.556	16:05:55.472
5 -	32.451	43.020	28.692	1:44.163 (3)	72.58	0.347	16:07:39.635
6 -	32.588	43.046	28.759	1:44.393	72.42	0.577	16:09:24.028

P3 87		Leon HOLLY		Citroen Saxo VTR			
IDEAL LAP TIME : 1:43.892		BEST LAP TIME : 1:44.157		DIFFERENCE : 0.265			
LAP	SECTOR 1	SECTOR 2	SECTOR 3	LAP TIME	MPH	DIFF	TIME OF DAY
1 -		42.846	29.665	1:51.483	67.81	7.326	16:00:43.595
2 -	32.468	42.767	28.922	1:44.157 (1)	72.58		16:02:27.752
3 -	32.227	42.743	29.906	1:44.876	72.09	0.719	16:04:12.628
4 -	32.421	43.313	28.985	1:44.719 (3)	72.19	0.562	16:05:57.347
5 -	32.303	42.994	28.979	1:44.276 (2)	72.50	0.119	16:07:41.623
6 -	32.721	42.844	29.273	1:44.838	72.11	0.681	16:09:26.461

P4 94		Lachlan HOMER		Citroen Saxo VTR			
IDEAL LAP TIME : 1:43.448		BEST LAP TIME : 1:44.086		DIFFERENCE : 0.638			
LAP	SECTOR 1	SECTOR 2	SECTOR 3	LAP TIME	MPH	DIFF	TIME OF DAY
1 -		43.115	29.094	1:52.475	67.22	8.389	16:00:44.587
2 -	32.326	42.840	28.920	1:44.086 (1)	72.63		16:02:28.673
3 -	32.571	42.248	29.455	1:44.274 (3)	72.50	0.188	16:04:12.947
4 -	32.557	43.138	29.098	1:44.793	72.14	0.707	16:05:57.740
5 -	32.412	43.193	29.215	1:44.820	72.12	0.734	16:07:42.560
6 -	32.280	42.526	29.327	1:44.133 (2)	72.60	0.047	16:09:26.693

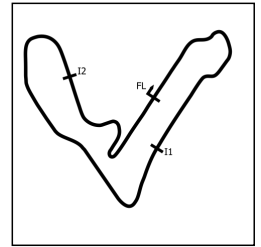
P5 3		Jake WARDLE		Citroen Saxo VTR			
IDEAL LAP TIME : 1:43.980		BEST LAP TIME : 1:44.361		DIFFERENCE : 0.381			
LAP	SECTOR 1	SECTOR 2	SECTOR 3	LAP TIME	MPH	DIFF	TIME OF DAY
1 -		42.892	28.798	1:51.832	67.60	7.471	16:00:43.944
2 -	32.848	43.455	28.938	1:45.241	71.84	0.880	16:02:29.185
3 -	32.636	42.789	28.936	1:44.361 (1)	72.44		16:04:13.546
4 -	32.393	43.348	29.834	1:45.575	71.61	1.214	16:05:59.121
5 -	32.600	43.158	28.957	1:44.715 (3)	72.20	0.354	16:07:43.836
6 -	32.578	43.073	28.805	1:44.456 (2)	72.38	0.095	16:09:28.292

P6 14		Martin WRIGHT		Citroen Saxo VTR			
IDEAL LAP TIME : 1:44.456		BEST LAP TIME : 1:44.541		DIFFERENCE : 0.085			
LAP	SECTOR 1	SECTOR 2	SECTOR 3	LAP TIME	MPH	DIFF	TIME OF DAY
1 -		43.516	29.138	1:54.343	66.12	9.802	16:00:46.455
2 -	32.851	43.199	28.928	1:44.978	72.02	0.437	16:02:31.433
3 -	32.703	43.070	28.967	1:44.740	72.18	0.199	16:04:16.173
4 -	32.730	42.951	28.864	1:44.545 (2)	72.31	0.004	16:06:00.718
5 -	32.667	43.036	28.838	1:44.541 (1)	72.32		16:07:45.259
6 -	32.705	43.095	28.926	1:44.726 (3)	72.19	0.185	16:09:29.985

SPEEDFEST NORTH

Junior Saloon Car Championship

RACE 5 - SECTOR ANALYSIS



SECTOR 1 = FL to I1, SECTOR 2 = I1 to I2, SECTOR 3 = I2 to FL, DIFF = Difference To Personal Best Lap, P = Crossed Finish Line in Pit Lane, D = Time Disallowed

P7 27		Matthew SWATTON		Citroen Saxo VTR			
IDEAL LAP TIME : 1:44.205		BEST LAP TIME : 1:44.262		DIFFERENCE : 0.057			
LAP	SECTOR 1	SECTOR 2	SECTOR 3	LAP TIME	MPH	DIFF	TIME OF DAY
1 -		45.033	29.431	1:55.389	65.52	11.127	16:00:47.501
2 -	32.698	43.296	28.992	1:44.986	72.01	0.724	16:02:32.487
3 -	32.474	42.876	28.912	1:44.262 (1)	72.51		16:04:16.749
4 -	32.542	43.116	28.862	1:44.520 (3)	72.33	0.258	16:06:01.269
5 -	32.541	43.017	28.855	1:44.413 (2)	72.41	0.151	16:07:45.682
6 -	32.769	43.004	28.895	1:44.668	72.23	0.406	16:09:30.350

P8 29		Timothy LEONARD		Citroen Saxo VTR			
IDEAL LAP TIME : 1:44.719		BEST LAP TIME : 1:45.044		DIFFERENCE : 0.325			
LAP	SECTOR 1	SECTOR 2	SECTOR 3	LAP TIME	MPH	DIFF	TIME OF DAY
1 -		43.766	29.328	1:55.045	65.71	10.001	16:00:47.157
2 -	32.753	43.283	29.506	1:45.542	71.63	0.498	16:02:32.699
3 -	32.677	43.744	29.419	1:45.840	71.43	0.796	16:04:18.539
4 -	32.558	43.164	29.377	1:45.099 (3)	71.93	0.055	16:06:03.638
5 -	32.784	43.223	29.059	1:45.066 (2)	71.96	0.022	16:07:48.704
6 -	32.768	43.279	28.997	1:45.044 (1)	71.97		16:09:33.748

P9 41		William OMAR		Citroen Saxo VTR			
IDEAL LAP TIME : 1:45.205		BEST LAP TIME : 1:45.377		DIFFERENCE : 0.172			
LAP	SECTOR 1	SECTOR 2	SECTOR 3	LAP TIME	MPH	DIFF	TIME OF DAY
1 -		44.408	29.314	1:56.297	65.01	10.920	16:00:48.409
2 -	33.098	43.808	29.166	1:46.072	71.27	0.695	16:02:34.481
3 -	32.939	43.496	29.333	1:45.768	71.48	0.391	16:04:20.249
4 -	32.722	43.599	29.056	1:45.377 (1)	71.74		16:06:05.626
5 -	32.815	43.670	29.094	1:45.579 (3)	71.61	0.202	16:07:51.205
6 -	32.920	43.427	29.128	1:45.475 (2)	71.68	0.098	16:09:36.680

P10 44		Zain KWEKHA		Citroen Saxo VTR			
IDEAL LAP TIME : 1:44.615		BEST LAP TIME : 1:44.679		DIFFERENCE : 0.064			
LAP	SECTOR 1	SECTOR 2	SECTOR 3	LAP TIME	MPH	DIFF	TIME OF DAY
1 -		43.484	28.966	1:53.873	66.39	9.194	16:00:45.985
2 -	40.654	43.596	28.976	1:53.226	66.77	8.547	16:02:39.211
3 -	33.026	43.412	28.834	1:45.272 (3)	71.81	0.593	16:04:24.483
4 -	32.868	43.147	28.664	1:44.679 (1)	72.22		16:06:09.162
5 -	32.804	43.215	28.761	1:44.780 (2)	72.15	0.101	16:07:53.942
6 -	33.745	43.491	28.782	1:46.018	71.31	1.339	16:09:39.960

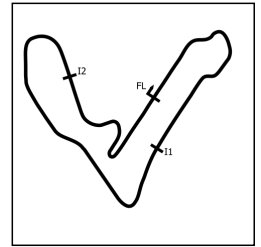
P11 17		Charlie ALLEN		Citroen Saxo VTR			
IDEAL LAP TIME : 1:45.332		BEST LAP TIME : 1:45.749		DIFFERENCE : 0.417			
LAP	SECTOR 1	SECTOR 2	SECTOR 3	LAP TIME	MPH	DIFF	TIME OF DAY
1 -		43.476	29.885	1:57.051	64.59	11.302	16:00:49.163
2 -	33.356	43.393	29.425	1:46.174 (2)	71.20	0.425	16:02:35.337
3 -	33.344	43.415	28.990	1:45.749 (1)	71.49		16:04:21.086
4 -	32.949	43.835	29.497	1:46.281	71.13	0.532	16:06:07.367
5 -	33.216	43.482	29.522	1:46.220 (3)	71.17	0.471	16:07:53.587
6 -	34.085	43.917	29.471	1:47.473	70.34	1.724	16:09:41.060

P12 95		Riki PITMAN		Citroen Saxo VTR			
IDEAL LAP TIME : 1:46.360		BEST LAP TIME : 1:46.606		DIFFERENCE : 0.246			
LAP	SECTOR 1	SECTOR 2	SECTOR 3	LAP TIME	MPH	DIFF	TIME OF DAY
1 -		44.571	29.791	2:00.494	62.74	13.888	16:00:52.606
2 -	33.983	44.226	29.806	1:48.015	69.99	1.409	16:02:40.621
3 -	33.209	43.781	29.616	1:46.606 (1)	70.92		16:04:27.227
4 -	33.190	44.224	29.884	1:47.298	70.46	0.692	16:06:14.525
5 -	33.221	43.946	29.662	1:46.829 (2)	70.77	0.223	16:08:01.354
6 -	33.658	43.794	29.389	1:46.841 (3)	70.76	0.235	16:09:48.195

SPEEDFEST NORTH

Junior Saloon Car Championship

RACE 5 - SECTOR ANALYSIS



SECTOR 1 = FL to I1, SECTOR 2 = I1 to I2, SECTOR 3 = I2 to FL, DIFF = Difference To Personal Best Lap, P = Crossed Finish Line in Pit Lane, D = Time Disallowed

P13 96		Ralphie BRANSCOMBE		Citroen Saxo VTR			
IDEAL LAP TIME : 1:46.908		BEST LAP TIME : 1:47.170		DIFFERENCE : 0.262			
LAP	SECTOR 1	SECTOR 2	SECTOR 3	LAP TIME	MPH	DIFF	TIME OF DAY
1 -		44.484	29.526	1:58.437	63.83	11.267	16:00:50.549
2 -	33.477	44.292	30.706	1:48.475	69.69	1.305	16:02:39.024
3 -	33.887	44.436	29.510	1:47.833 (3)	70.11	0.663	16:04:26.857
4 -	33.334	44.921	29.725	1:47.980	70.01	0.810	16:06:14.837
5 -	33.365	44.088	29.717	1:47.170 (1)	70.54		16:08:02.007
6 -	33.686	44.111	29.486	1:47.283 (2)	70.47	0.113	16:09:49.290

P14 11		Francis LAWSON		Citroen Saxo VTR			
IDEAL LAP TIME : 1:46.171		BEST LAP TIME : 1:47.030		DIFFERENCE : 0.859			
LAP	SECTOR 1	SECTOR 2	SECTOR 3	LAP TIME	MPH	DIFF	TIME OF DAY
1 -		44.203	29.568	2:01.107	62.42	14.077	16:00:53.219
2 -	33.913	44.347	29.642	1:47.902 (3)	70.06	0.872	16:02:41.121
3 -	33.973	43.630	29.427	1:47.030 (1)	70.64		16:04:28.151
4 -	33.114	44.456	29.889	1:47.459 (2)	70.35	0.429	16:06:15.610
5 -	41.752	52.748	IN PIT	2:03.622 P	61.15	16.592	16:08:19.232
6 -	OUTLAP	46.585	32.754	3:19.753	37.84	1:32.723	16:11:38.985

P15 81		Ata HUNER		Citroen Saxo VTR			
IDEAL LAP TIME : 1:46.072		BEST LAP TIME : 1:46.233		DIFFERENCE : 0.161			
LAP	SECTOR 1	SECTOR 2	SECTOR 3	LAP TIME	MPH	DIFF	TIME OF DAY
1 -		44.068	29.630	2:02.551	61.69	16.318	16:00:54.663
2 -	33.126	44.067	29.658	1:46.851 (3)	70.75	0.618	16:02:41.514
3 -	34.019	44.408	29.303	1:47.730	70.18	1.497	16:04:29.244
4 -	33.282	43.904	29.489	1:46.675 (2)	70.87	0.442	16:06:15.919
5 -	34.258	44.278	29.239	1:47.775	70.15	1.542	16:08:03.694
6 -	32.929	43.930	29.374	1:46.233 (1)	71.17		16:09:49.927

SPEEDFEST NORTH

Junior Saloon Car Championship

RACE 5 - BEST SECTORS

SECTOR 1			SECTOR 2		SECTOR 3		IDEAL / BEST COMPARISON						
POS	NO	TIME	NO	TIME	NO	TIME	POS	NO	NAME	IDEAL	BEST	DIFF	
										PERFECT LAP	1:43.139		
1	87	32.227	94	42.248	44	28.664	1	94	HOMER	1:43.448	1:44.086	0.638	
2	94	32.280	80	42.664	80	28.688	2	80	SMITH	1:43.663	1:43.816	0.153	
3	80	32.311	87	42.743	3	28.798	3	87	HOLLY	1:43.892	1:44.157	0.265	
4	3	32.393	3	42.789	14	28.838	4	3	WARDLE	1:43.980	1:44.361	0.381	
5	27	32.474	27	42.876	27	28.855	5	27	SWATTON	1:44.205	1:44.262	0.057	
6	29	32.558	14	42.951	94	28.920	6	14	WRIGHT	1:44.456	1:44.541	0.085	
7	14	32.667	44	43.147	87	28.922	7	44	KWEKHA	1:44.615	1:44.679	0.064	
8	41	32.722	29	43.164	17	28.990	8	29	LEONARD	1:44.719	1:45.044	0.325	
9	44	32.804	17	43.393	29	28.997	9	41	OMAR	1:45.205	1:45.377	0.172	
10	81	32.929	41	43.427	41	29.056	10	17	ALLEN	1:45.332	1:45.749	0.417	
11	17	32.949	11	43.630	81	29.239	11	81	HUNER	1:46.072	1:46.233	0.161	
12	11	33.114	95	43.781	95	29.389	12	11	LAWSON	1:46.171	1:47.030	0.859	
13	95	33.190	81	43.904	11	29.427	13	95	PITMAN	1:46.360	1:46.606	0.246	
14	96	33.334	96	44.088	96	29.486	14	96	BRANSCOMBE	1:46.908	1:47.170	0.262	
15							15	23	SCHARFEGGER		1:43.248		

SPEEDFEST NORTH

Junior Saloon Car Championship

RACE 5 - STATISTICS

Competitors Started 15
Planned Start 2026-05-02 @ 15:55:00.000
Actual Start 2026-05-02 @ 15:58:52.111
Finish Time 2026-05-02 @ 16:09:18.553
Track Length 2.1001mi.
Total Laps 90
Total Distance Covered 189.0155mi.

Session Fastest Lap History

NO	NAME	LAP TIME	TIME OF DAY	LAP	VEHICLE
23	Max SCHARFEGGER	1:49.612	16:00:41.724	1	Citroen Saxo VTR
23	Max SCHARFEGGER	1:43.439	16:02:25.163	2	Citroen Saxo VTR
23	Max SCHARFEGGER	1:43.437	16:04:08.600	3	Citroen Saxo VTR
23	Max SCHARFEGGER	1:43.384	16:05:51.984	4	Citroen Saxo VTR
23	Max SCHARFEGGER	1:43.248	16:07:35.232	5	Citroen Saxo VTR

Session Leader History

NO	NAME	FROM LAP	LAPS LED	DISTANCE	VEHICLE
23	Max SCHARFEGGER	1	6	12.60 miles	Citroen Saxo VTR

Flag History

TYPE	TIME OF DAY
GREEN	15:58:52.111
FINISH	16:09:18.553

Flag Statistics

TYPE	COUNT	TOTAL LAPS	TOTAL TIME
Green	1	6	16:59.570
Red	0	0	0.000
Safety Car	0	0	0.000
FCY	0	0	0.000

SPEEDFEST NORTH

Junior Saloon Car Championship

RACE 5 - FIRST PART RED FLAG STOP - INFORMATION SHEET

Race Distance: 7 Laps / 14.70 miles



NOT CLASSIFIED

DNF	23	Max SCHARFEGGER	Citroen Saxo VTR	7	12:09.995		72.49	1:43.248	5	1	
DNF	80	Ollie SMITH	Citroen Saxo VTR	7	12:16.234	6.239	6.239	71.88	1:43.816	3	3
DNF	87	Leon HOLLY	Citroen Saxo VTR	7	12:19.576	9.581	3.342	71.56	1:44.157	2	2
DNF	94	Lachlan HOMER	Citroen Saxo VTR	7	12:19.755	9.760	0.179	71.54	1:44.086	2	4
DNF	3	Jake WARDLE	Citroen Saxo VTR	7	12:20.963	10.968	1.208	71.42	1:44.361	3	5
DNF	14	Martin WRIGHT	Citroen Saxo VTR	7	12:22.329	12.334	1.366	71.29	1:44.456	7	6
DNF	27	Matthew SWATTON	Citroen Saxo VTR	7	12:22.859	12.864	0.530	71.24	1:44.262	3	7
DNF	29	Timothy LEONARD	Citroen Saxo VTR	7	12:26.769	16.774	3.910	70.87	1:45.044	6	9
DNF	41	William OMAR	Citroen Saxo VTR	7	12:30.394	20.399	3.625	70.52	1:45.377	4	10
DNF	44	Zain KWEKHA	Citroen Saxo VTR	7	12:32.529	22.534	2.135	70.32	1:44.679	4	8
DNF	17	Charlie ALLEN	Citroen Saxo VTR	7	12:35.169	25.174	2.640	70.08	1:45.749	3	11
DNF	95	Riki PITMAN	Citroen Saxo VTR	7	12:43.409	33.414	8.240	69.32	1:46.606	3	14
DNF	96	Ralphie BRANSCOMBE	Citroen Saxo VTR	7	12:44.344	34.349	0.935	69.24	1:47.166	7	13
DNF	81	Ata HUNER	Citroen Saxo VTR	7	12:44.971	34.976	0.627	69.18	1:46.233	6	12
DNF	11	Francis LAWSON	Citroen Saxo VTR	6	12:46.873	1 Lap	1 Lap	59.15	1:47.030	3	15

FASTEST LAP

23	Max SCHARFEGGER	Citroen Saxo VTR	5	1:43.248	73.22 mph	117.84 kph
----	-----------------	------------------	---	----------	-----------	------------

*** Car 23 - still no working transponder. please fix for your next session or you may not be timed NCR 12.6.2.2 refers**

Red Flag (end of session): 16:12

Weather / Track : Cloudy / Dry

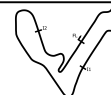
These results are provisional until the conclusion of any judicial and technical matters.

Date: 02/05/2026 Start: 15:58 Finish: 00:00

Croft: 2.1001 miles

Clerk Of Course: Craig Czornyj

Timekeeper: Eric Cowcill



Results can be found at www.tsl-timing.com

Printed - 16:12 Saturday, 02 May 2026



The British Automobile Racing Club

SPEEDFEST NORTH

Junior Saloon Car Championship

RACE 10 - CLASSIFICATION

Race Distance: 1 Laps / 2.10 miles



POS	NO	NAME	ENTRY	LAPS	TIME	GAP	DIFF	MPH	BEST	ON	GRD	↑↓
1	23	Max SCHARFEGGER	Citroen Saxo VTR	1	1:59.902			63.05	1:59.902	1	1	0
2	80	Ollie SMITH	Citroen Saxo VTR	1	2:00.781	0.879	0.879	62.59	2:00.781	1	2	0
3	14	Martin WRIGHT	Citroen Saxo VTR	1	2:02.552	2.650	1.771	61.69	2:02.552	1	3	0
4	44	Zain KWEKHA	Citroen Saxo VTR	1	2:02.668	2.766	0.116	61.63	2:02.668	1	6	2
5	29	Timothy LEONARD	Citroen Saxo VTR	1	2:04.737	4.835	2.069	60.61	2:04.737	1	9	4
6	27	Matthew SWATTON	Citroen Saxo VTR	1	2:07.215	7.313	2.478	59.43	2:07.215	1	10	4
7	41*	William OMAR	Citroen Saxo VTR	1	2:07.833	7.931	0.618	59.14	2:07.833	1	8	1
8	95	Riki PITMAN	Citroen Saxo VTR	1	2:08.562	8.660	0.729	58.80	2:08.562	1	12	4
9	3	Jake WARDLE	Citroen Saxo VTR	1	2:09.125	9.223	0.563	58.55	2:09.125	1	7	-2
10	81	Ata HUNER	Citroen Saxo VTR	1	2:12.407	12.505	3.282	57.10	2:12.407	1	13	3
11	96	Ralphie BRANSCOMBE	Citroen Saxo VTR	1	2:13.175	13.273	0.768	56.77	2:13.175	1	14	3
12	87	Leon HOLLY	Citroen Saxo VTR	1	2:32.824	32.922	19.649	49.47	2:32.824	1	4	-8

NOT CLASSIFIED

DNF	94	Lachlan HOMER	Citroen Saxo VTR	1	2:30.029	30.127		50.39	2:30.029	1	5	
DNF	17	Charlie ALLEN	Citroen Saxo VTR	0								11
DNF	11	Francis LAWSON	Citroen Saxo VTR	0								15

FASTEST LAP

23	Max SCHARFEGGER	Citroen Saxo VTR	1	1:59.902			63.05 mph					101.47 kph
----	-----------------	------------------	---	----------	--	--	-----------	--	--	--	--	------------

* Car 17 - not running at the time of red flag
 * Car 94 - not running at the time of red flag

Red Flag (end of session): 14:15

Weather / Track : Drizzle / Damp

These results are provisional until the conclusion of any judicial and technical matters.

Date: 03/05/2026 Start: 14:10 Finish: 14:12

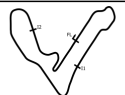
Croft: 2.1001 miles

Clerk Of Course:

Craig Czornyj

Timekeeper:

Eric Cowcill



Results can be found at www.tsl-timing.com

Printed - 14:19 Sunday, 03 May 2026



The British Automobile Racing Club

SPEEDFEST NORTH

Junior Saloon Car Championship

RACE 10 - CLASSIFICATION - AMENDED

Race Distance: 1 Laps / 2.10 miles



POS	NO	NAME	ENTRY	LAPS	TIME	GAP	DIFF	MPH	BEST	ON	GRD	↑↓
1	23	Max SCHARFEGGER	Citroen Saxo VTR	1	1:59.902			63.05	1:59.902	1	1	0
2	80	Ollie SMITH	Citroen Saxo VTR	1	2:00.781	0.879	0.879	62.59	2:00.781	1	2	0
3	44	Zain KWEKHA	Citroen Saxo VTR	1	2:02.668	2.766	1.887	61.63	2:02.668	1	6	3
4	14*	Martin WRIGHT	Citroen Saxo VTR	1	2:02.552			61.69	2:02.552	1	3	-1
5	29	Timothy LEONARD	Citroen Saxo VTR	1	2:04.737	4.835		60.61	2:04.737	1	9	4
6	27	Matthew SWATTON	Citroen Saxo VTR	1	2:07.215	7.313	2.478	59.43	2:07.215	1	10	4
7	41*	William OMAR	Citroen Saxo VTR	1	2:07.833	7.931	0.618	59.14	2:07.833	1	8	1
8	95	Riki PITMAN	Citroen Saxo VTR	1	2:08.562	8.660	0.729	58.80	2:08.562	1	12	4
9	3	Jake WARDLE	Citroen Saxo VTR	1	2:09.125	9.223	0.563	58.55	2:09.125	1	7	-2
10	81	Ata HUNER	Citroen Saxo VTR	1	2:12.407	12.505	3.282	57.10	2:12.407	1	13	3
11	96	Ralphie BRANSCOMBE	Citroen Saxo VTR	1	2:13.175	13.273	0.768	56.77	2:13.175	1	14	3
12	87	Leon HOLLY	Citroen Saxo VTR	1	2:32.824	32.922	19.649	49.47	2:32.824	1	4	-8

NOT CLASSIFIED

DNF	94	Lachlan HOMER	Citroen Saxo VTR	1	2:30.029	30.127		50.39	2:30.029	1	5	
DNF	17	Charlie ALLEN	Citroen Saxo VTR	0							11	
DNF	11	Francis LAWSON	Citroen Saxo VTR	0							15	

FASTEST LAP

23	Max SCHARFEGGER	Citroen Saxo VTR	1	1:59.902			63.05 mph				101.47 kph	
----	-----------------	------------------	---	----------	--	--	-----------	--	--	--	------------	--

* Car 17 - not running at the time of red flag
 * Car 94 - not running at the time of red flag
 Car 14 - 1 place penalty applied. | Clerk's decision refers

Red Flag (end of session): 14:15

Weather / Track : Drizzle / Damp

These results are provisional until the conclusion of any judicial and technical matters.

Date: 03/05/2026 Start: 14:10 Finish: 14:12

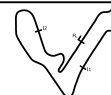
Croft: 2.1001 miles

Clerk Of Course:

Craig Czornyj

Timekeeper:

Eric Cowcill



Results can be found at www.tsl-timing.com

Printed - 16:29 Sunday, 03 May 2026



The British Automobile Racing Club

SPEEDFEST NORTH

Junior Saloon Car Championship

RACE 10 - LAP CHART

LAP 1 @ 14:12:36.369

NO	BEHIND	LAP TIME
23		1:59.902
80	0.879	2:00.781
14	2.650	2:02.552
44	2.766	2:02.668
29	4.835	2:04.737
27	7.313	2:07.215
41	7.931	2:07.833
95	8.660	2:08.562
3	9.223	2:09.125
81	12.505	2:12.407
96	13.273	2:13.175
94	30.127	2:30.029
87	32.922	2:32.824

SPEEDFEST NORTH

Junior Saloon Car Championship

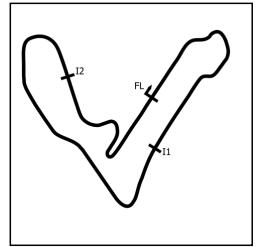
RACE 10 - POSITION CHART WITH INTERMEDIATES

No	Name	Lap			
		Pos	L0 - Int1 M	L0 - Int2 M	L1 - Finish
23	SCHARFEGGER	1	80	23	23
80	SMITH	2	23	80	80
14	WRIGHT	3	14	14	14
87	HOLLY	4	44	44	44
94	HOMER	5	87	29	29
44	KWEKHA	6	29	27	27
3	WARDLE	7	41	41	41
41	OMAR	8	27	95	95
29	LEONARD	9	3	3	3
27	SWATTON	10	95	81	81
17	ALLEN	11	81	96	96
95	PITMAN	12	96	94	94
81	HUNER	13	94	87	87
96	BRANSCOMBE	14	23		
11	LAWSON	15	80		

SPEEDFEST NORTH

Junior Saloon Car Championship

RACE 10 - SECTOR ANALYSIS



SECTOR 1 = FL to I1, SECTOR 2 = I1 to I2, SECTOR 3 = I2 to FL, DIFF = Difference To Personal Best Lap, P = Crossed Finish Line in Pit Lane, D = Time Disallowed

P1 23		Max SCHARFEGGER		Citroen Saxo VTR			
IDEAL LAP TIME :		BEST LAP TIME : 1:59.902		DIFFERENCE :			
LAP	SECTOR 1	SECTOR 2	SECTOR 3	LAP TIME	MPH	DIFF	TIME OF DAY
1 -		47.133	31.777	1:59.902 (1)	63.05		14:12:36.369

P2 80		Ollie SMITH		Citroen Saxo VTR			
IDEAL LAP TIME :		BEST LAP TIME : 2:00.781		DIFFERENCE :			
LAP	SECTOR 1	SECTOR 2	SECTOR 3	LAP TIME	MPH	DIFF	TIME OF DAY
1 -		47.653	32.215	2:00.781 (1)	62.59		14:12:37.248

P3 14		Martin WRIGHT		Citroen Saxo VTR			
IDEAL LAP TIME :		BEST LAP TIME : 2:02.552		DIFFERENCE :			
LAP	SECTOR 1	SECTOR 2	SECTOR 3	LAP TIME	MPH	DIFF	TIME OF DAY
1 -		47.901	33.003	2:02.552 (1)	61.69		14:12:39.019

P4 44		Zain KWEKHA		Citroen Saxo VTR			
IDEAL LAP TIME :		BEST LAP TIME : 2:02.668		DIFFERENCE :			
LAP	SECTOR 1	SECTOR 2	SECTOR 3	LAP TIME	MPH	DIFF	TIME OF DAY
1 -		47.225	32.810	2:02.668 (1)	61.63		14:12:39.135

P5 29		Timothy LEONARD		Citroen Saxo VTR			
IDEAL LAP TIME :		BEST LAP TIME : 2:04.737		DIFFERENCE :			
LAP	SECTOR 1	SECTOR 2	SECTOR 3	LAP TIME	MPH	DIFF	TIME OF DAY
1 -		48.038	32.505	2:04.737 (1)	60.61		14:12:41.204

P6 27		Matthew SWATTON		Citroen Saxo VTR			
IDEAL LAP TIME :		BEST LAP TIME : 2:07.215		DIFFERENCE :			
LAP	SECTOR 1	SECTOR 2	SECTOR 3	LAP TIME	MPH	DIFF	TIME OF DAY
1 -		50.148	32.612	2:07.215 (1)	59.43		14:12:43.682

P7 41		William OMAR		Citroen Saxo VTR			
IDEAL LAP TIME :		BEST LAP TIME : 2:07.833		DIFFERENCE :			
LAP	SECTOR 1	SECTOR 2	SECTOR 3	LAP TIME	MPH	DIFF	TIME OF DAY
1 -		50.460	33.011	2:07.833 (1)	59.14		14:12:44.300

P8 95		Riki PITMAN		Citroen Saxo VTR			
IDEAL LAP TIME :		BEST LAP TIME : 2:08.562		DIFFERENCE :			
LAP	SECTOR 1	SECTOR 2	SECTOR 3	LAP TIME	MPH	DIFF	TIME OF DAY
1 -		49.101	33.140	2:08.562 (1)	58.80		14:12:45.029

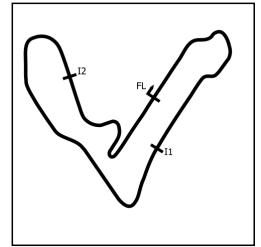
P9 3		Jake WARDLE		Citroen Saxo VTR			
IDEAL LAP TIME :		BEST LAP TIME : 2:09.125		DIFFERENCE :			
LAP	SECTOR 1	SECTOR 2	SECTOR 3	LAP TIME	MPH	DIFF	TIME OF DAY
1 -		50.900	33.102	2:09.125 (1)	58.55		14:12:45.592

P10 81		Ata HUNER		Citroen Saxo VTR			
IDEAL LAP TIME :		BEST LAP TIME : 2:12.407		DIFFERENCE :			
LAP	SECTOR 1	SECTOR 2	SECTOR 3	LAP TIME	MPH	DIFF	TIME OF DAY
1 -		50.629	32.670	2:12.407 (1)	57.10		14:12:48.874

SPEEDFEST NORTH

Junior Saloon Car Championship

RACE 10 - SECTOR ANALYSIS



SECTOR 1 = FL to I1, SECTOR 2 = I1 to I2, SECTOR 3 = I2 to FL, DIFF = Difference To Personal Best Lap, P = Crossed Finish Line in Pit Lane, D = Time Disallowed

P11	96	Ralphie BRANSCOMBE	Citroen Saxo VTR				
IDEAL LAP TIME :		BEST LAP TIME : 2:13.175		DIFFERENCE :			
LAP	SECTOR 1	SECTOR 2	SECTOR 3	LAP TIME	MPH	DIFF	TIME OF DAY

1 - 49.853 32.986 2:13.175 (1) 56.77 14:12:49.642

P12	87	Leon HOLLY	Citroen Saxo VTR				
IDEAL LAP TIME :		BEST LAP TIME : 2:32.824		DIFFERENCE :			
LAP	SECTOR 1	SECTOR 2	SECTOR 3	LAP TIME	MPH	DIFF	TIME OF DAY

1 - 1:16.767 32.785 2:32.824 (1) 49.47 14:13:09.291

P13	94	Lachlan HOMER	Citroen Saxo VTR				
IDEAL LAP TIME :		BEST LAP TIME : 2:30.029		DIFFERENCE :			
LAP	SECTOR 1	SECTOR 2	SECTOR 3	LAP TIME	MPH	DIFF	TIME OF DAY

1 - 49.417 32.727 2:30.029 (1) 50.39 14:13:06.496

SPEEDFEST NORTH

Junior Saloon Car Championship

RACE 10 - STATISTICS

Competitors Started 13
Planned Start 2026-05-03 @ 13:20:00.000
Actual Start 2026-05-03 @ 14:10:36.466
Finish Time 2026-05-03 @ 14:12:36.368
Track Length 2.1001mi.
Total Laps 13
Total Distance Covered 27.3022mi.

Session Fastest Lap History

NO	NAME	LAP TIME	TIME OF DAY	LAP	VEHICLE
23	Max SCHARFEGGER	1:59.902	14:12:36.382	1	Citroen Saxo VTR

Session Leader History

NO	NAME	FROM LAP	LAPS LED	DISTANCE	VEHICLE
23	Max SCHARFEGGER	1	1	2.10 miles	Citroen Saxo VTR

Flag History

TYPE	TIME OF DAY
GREEN	14:10:36.466
FINISH	14:12:36.368

Flag Statistics

TYPE	COUNT	TOTAL LAPS	TOTAL TIME
Green	1	1	5:51.169
Red	0	0	0.000
Safety Car	0	0	0.000
FCY	0	0	0.000

SPEEDFEST NORTH

Junior Saloon Car Championship

RACE 10 - FIRST PART RED FLAG STOP - INFORMATION SHEET

Race Distance: 2 Laps / 4.20 miles



NOT CLASSIFIED

DNF	23	Max SCHARFEGGER	Citroen Saxo VTR	2	3:54.938		64.36	1:54.543	2	1	
DNF	80	Ollie SMITH	Citroen Saxo VTR	2	3:56.863	1.925	1.925	63.83	1:54.500	2	3
DNF	14	Martin WRIGHT	Citroen Saxo VTR	2	3:59.435	4.497	2.572	63.15	1:55.295	2	6
DNF	44	Zain KWEKHA	Citroen Saxo VTR	2	4:03.614	8.676	4.179	62.07	1:56.636	2	7
DNF	87	Leon HOLLY	Citroen Saxo VTR	2	4:04.820	9.882	1.206	61.76	1:58.849	2	2
DNF	94	Lachlan HOMER	Citroen Saxo VTR	2	4:05.623	10.685	0.803	61.56	1:59.236	2	4
DNF	41*	William OMAR	Citroen Saxo VTR	2	4:05.864	10.926	0.241	61.50	1:57.987	2	10
DNF	3	Jake WARDLE	Citroen Saxo VTR	2	4:06.267	11.329	0.403	61.40	1:59.178	2	5
DNF	27	Matthew SWATTON	Citroen Saxo VTR	2	4:06.509	11.571	0.242	61.34	1:57.745	2	8
DNF	29	Timothy LEONARD	Citroen Saxo VTR	2	4:08.989	14.051	2.480	60.73	2:00.846	2	9
DNF	95	Riki PITMAN	Citroen Saxo VTR	2	4:09.935	14.997	0.946	60.50	1:57.626	2	12
DNF	96	Ralphie BRANSCOMBE	Citroen Saxo VTR	2	4:17.406	22.468	7.471	58.74	1:59.523	2	15
DNF	81	Ata HUNER	Citroen Saxo VTR	2	4:18.871	23.933	1.465	58.41	2:02.525	2	13
DNF	11	Francis LAWSON	Citroen Saxo VTR	2	4:23.857	28.919	4.986	57.30	2:03.151	2	14
DNF	17	Charlie ALLEN	Citroen Saxo VTR	1	2:11.784	1 Lap	1 Lap	57.37	2:11.784	1	11

FASTEST LAP

80	Ollie SMITH	Citroen Saxo VTR	2	1:54.500	66.03 mph	106.26 kph
----	-------------	------------------	---	----------	-----------	------------

*** Car 41 - 10 second start line penalty applied**

Red Flag (end of session): 13:49

Weather / Track : Drizzle / Damp

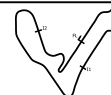
These results are provisional until the conclusion of any judicial and technical matters.

Date: 03/05/2026 Start: 13:44 Finish: 00:00

Croft: 2.1001 miles

Clerk Of Course: Craig Czornyj

Timekeeper: Eric Cowcill



Results can be found at www.tsl-timing.com

Printed - 13:50 Sunday, 03 May 2026



The British Automobile Racing Club

SPEEDFEST NORTH

Junior Saloon Car Championship

RACE 16 - CLASSIFICATION

Race Distance: 4 Laps / 8.40 miles



POS	NO	NAME	ENTRY	LAPS	TIME	GAP	DIFF	MPH	BEST	ON	GRD	↑↓
1	80	Ollie SMITH	Citroen Saxo VTR	4	10:52.171			46.37	2:04.649	1	3	2
2	87	Leon HOLLY	Citroen Saxo VTR	4	10:53.368	1.197	1.197	46.28	2:05.772	1	2	0
3	44	Zain KWEKHA	Citroen Saxo VTR	4	10:53.877	1.706	0.509	46.25	2:06.858	1	7	4
4	27	Matthew SWATTON	Citroen Saxo VTR	4	10:54.196	2.025	0.319	46.22	2:07.920	1	8	4
5	23	Max SCHARFEGGER	Citroen Saxo VTR	4	10:54.853	2.682	0.657	46.18	2:09.583	1	1	-4
6	29	Timothy LEONARD	Citroen Saxo VTR	4	10:55.409	3.238	0.556	46.14	2:10.833	1	9	3
7	14	Martin WRIGHT	Citroen Saxo VTR	4	10:55.489	3.318	0.080	46.13	2:11.734	1	6	-1
8	95	Riki PITMAN	Citroen Saxo VTR	4	10:56.782	4.611	1.293	46.04	2:15.671	1	12	4
9	96	Ralphie BRANSCOMBE	Citroen Saxo VTR	4	10:57.683	5.512	0.901	45.98	2:17.230	1	15	6
10	81	Ata HUNER	Citroen Saxo VTR	4	10:59.851	7.680	2.168	45.83	2:18.247	1	14	4
11	11	Francis LAWSON	Citroen Saxo VTR	4	11:01.935	9.764	2.084	45.68	2:23.483	1	13	2
NOT CLASSIFIED												
DNF	41	William OMAR	Citroen Saxo VTR	4	10:56.337	4.166		46.07	2:13.710	1	10	
DNF	3	Jake WARDLE	Citroen Saxo VTR	0								4
NOT STARTED												
NS	94	Lachlan HOMER	Citroen Saxo VTR									5
NS	17	Charlie ALLEN	Citroen Saxo VTR									11
FASTEST LAP												
	80	Ollie SMITH	Citroen Saxo VTR	1	2:04.649			60.65 mph				97.61 kph

* Car 41 - not running at the time of the red flag

Red Flag (end of session): 17:35

Weather / Track : Drizzle / Damp

These results are provisional until the conclusion of any judicial and technical matters.

Date: 03/05/2026 Start: 17:22 Finish: 17:33

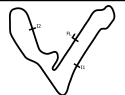
Croft: 2.1001 miles

Clerk Of Course:

Craig Czornyj

Timekeeper:

Eric Cowcill



Results can be found at www.tsl-timing.com

Printed - 17:40 Sunday, 03 May 2026



The British Automobile Racing Club

SPEEDFEST NORTH

Junior Saloon Car Championship

RACE 16 - LAP CHART

LAP 1 @ 17:24:32.655			LAP 2 @ 17:27:20.007			LAP 3 @ 17:30:24.528			LAP 4 @ 17:33:20.177		
NO	BEHIND	LAP TIME	NO	BEHIND	LAP TIME	NO	BEHIND	LAP TIME	NO	BEHIND	LAP TIME
80		2:04.649	80		2:47.352	80		3:04.521	80		2:55.649
87	1.123	2:05.772	87	0.508	2:46.737	87	0.526	3:04.539	87	1.197	2:56.320
44	2.209	2:06.858	44	1.252	2:46.395	44	1.368	3:04.637	44	1.706	2:55.987
27	3.271	2:07.920	27	2.009	2:46.090	27	2.135	3:04.647	27	2.025	2:55.539
23	4.934	2:09.583	23	3.298	2:45.716	23	3.264	3:04.487	23	2.682	2:55.067
29	6.184	2:10.833	29	4.269	2:45.437	29	4.405	3:04.657	29	3.238	2:54.482
14	7.085	2:11.734	14	4.844	2:45.111	14	5.453	3:05.130	14	3.318	2:53.514
41	9.061	2:13.710	41	6.355	2:44.646	41	6.925	3:05.091	41	4.166	2:52.890
95	11.022	2:15.671	95	7.903	2:44.233	95	8.363	3:04.981	95	4.611	2:51.897
96	12.581	2:17.230	96	9.363	2:44.134	96	9.331	3:04.489	96	5.512	2:51.830
81	13.598	2:18.247	81	10.905	2:44.659	81	10.441	3:04.057	81	7.680	2:52.888
11	18.834	2:23.483	11	13.474	2:41.992	11	11.975	3:03.022	11	9.764	2:53.438
			SC	1 Lap	3:04.736						

SPEEDFEST NORTH

Junior Saloon Car Championship

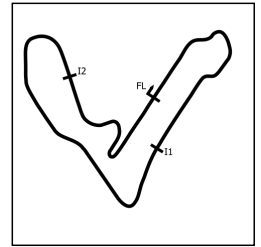
RACE 16 - POSITION CHART WITH INTERMEDIATES

No	Name	Lap		Intermediates													
		Pos		L0 - Int1 M	L0 - Int2 M	L1 - Finish	L1 - Int1 M	L1 - Int2 M	L2 - Finish	L2 - Int1 M	L2 - Int2 M	L3 - Finish	L3 - Int1 M	L3 - Int2 M	L4 - Finish		
23	SCHARFEGGER	1	80	80	80	80	80	80	80	80	80	80	80	80	80	80	
87	HOLLY	2	23	87	87	87	87	87	87	87	87	87	87	87	87	87	
80	SMITH	3	87	44	44	44	44	44	44	44	44	44	44	44	44	44	
3	WARDLE	4	3	27	27	27	27	27	27	27	27	27	27	27	27	27	
94	HOMER	5	14	23	23	23	23	23	23	23	23	23	23	23	23	23	
14	WRIGHT	6	44	14	29	29	29	29	29	29	29	29	29	29	29	29	
44	KWEKHA	7	27	29	14	14	14	14	14	14	14	14	14	14	14	14	
27	SWATTON	8	29	41	41	41	41	41	41	41	41	41	41	41	41	41	
29	LEONARD	9	95	95	95	95	95	95	95	95	95	95	95	95	95	95	
41	OMAR	10	41	96	96	96	96	96	96	96	96	96	96	96	96	96	
17	ALLEN	11	96	81	81	81	81	81	81	81	81	81	81	81	81	81	
95	PITMAN	12	81	11	11	11	11	11	11	11	11	11	11	11	11	11	
11	LAWSON	13	11	80													
81	HUNER	14	44														
96	BRANSCOMBE	15	27														

SPEEDFEST NORTH

Junior Saloon Car Championship

RACE 16 - SECTOR ANALYSIS



SECTOR 1 = FL to I1, SECTOR 2 = I1 to I2, SECTOR 3 = I2 to FL, DIFF = Difference To Personal Best Lap, P = Crossed Finish Line in Pit Lane, D = Time Disallowed

P1 80		Ollie SMITH		Citroen Saxo VTR			
IDEAL LAP TIME : 2:13.848		BEST LAP TIME : 2:04.649		DIFFERENCE : -9.198			
LAP	SECTOR 1	SECTOR 2	SECTOR 3	LAP TIME	MPH	DIFF	TIME OF DAY
1 -		47.457	34.872	2:04.649 (1)	60.65		17:24:32.655
2 -	51.519	1:13.916	41.917	2:47.352 (2)	45.17	42.702	17:27:20.007
3 -	58.166	1:25.184	41.171	3:04.521	40.97	59.871	17:30:24.528
4 -	54.065	1:21.874	39.710	2:55.649 (3)	43.04	50.999	17:33:20.177

P2 87		Leon HOLLY		Citroen Saxo VTR			
IDEAL LAP TIME : 2:13.575		BEST LAP TIME : 2:05.772		DIFFERENCE : -7.802			
LAP	SECTOR 1	SECTOR 2	SECTOR 3	LAP TIME	MPH	DIFF	TIME OF DAY
1 -		49.483	33.169	2:05.772 (1)	60.11		17:24:33.778
2 -	50.923	1:13.836	41.978	2:46.737 (2)	45.34	40.964	17:27:20.515
3 -	58.153	1:25.121	41.265	3:04.539	40.97	58.766	17:30:25.054
4 -	54.066	1:21.940	40.314	2:56.320 (3)	42.88	50.547	17:33:21.374

P3 44		Zain KWEKHA		Citroen Saxo VTR			
IDEAL LAP TIME : 2:13.339		BEST LAP TIME : 2:06.858		DIFFERENCE : -6.480			
LAP	SECTOR 1	SECTOR 2	SECTOR 3	LAP TIME	MPH	DIFF	TIME OF DAY
1 -		48.869	34.149	2:06.858 (1)	59.59		17:24:34.864
2 -	50.321	1:14.082	41.992	2:46.395 (2)	45.43	39.536	17:27:21.259
3 -	57.953	1:25.495	41.189	3:04.637	40.94	57.778	17:30:25.896
4 -	53.821	1:22.075	40.091	2:55.987 (3)	42.96	49.128	17:33:21.883

P4 27		Matthew SWATTON		Citroen Saxo VTR			
IDEAL LAP TIME : 2:13.751		BEST LAP TIME : 2:07.920		DIFFERENCE : -5.830			
LAP	SECTOR 1	SECTOR 2	SECTOR 3	LAP TIME	MPH	DIFF	TIME OF DAY
1 -		49.241	34.615	2:07.920 (1)	59.10		17:24:35.926
2 -	49.895	1:13.954	42.241	2:46.090 (2)	45.52	38.169	17:27:22.016
3 -	58.082	1:25.288	41.277	3:04.647	40.94	56.726	17:30:26.663
4 -	53.907	1:21.792	39.840	2:55.539 (3)	43.07	47.618	17:33:22.202

P5 23		Max SCHARFEGGER		Citroen Saxo VTR			
IDEAL LAP TIME : 2:15.721		BEST LAP TIME : 2:09.583		DIFFERENCE : -6.137			
LAP	SECTOR 1	SECTOR 2	SECTOR 3	LAP TIME	MPH	DIFF	TIME OF DAY
1 -		51.436	35.257	2:09.583 (1)	58.34		17:24:37.589
2 -	49.028	1:13.951	42.737	2:45.716 (2)	45.62	36.132	17:27:23.305
3 -	57.409	1:25.425	41.653	3:04.487	40.98	54.903	17:30:27.792
4 -	53.875	1:21.416	39.776	2:55.067 (3)	43.18	45.483	17:33:22.859

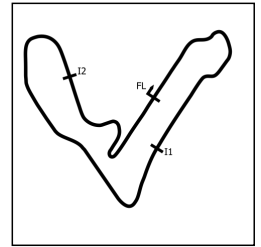
P6 29		Timothy LEONARD		Citroen Saxo VTR			
IDEAL LAP TIME : 2:14.365		BEST LAP TIME : 2:10.833		DIFFERENCE : -3.531			
LAP	SECTOR 1	SECTOR 2	SECTOR 3	LAP TIME	MPH	DIFF	TIME OF DAY
1 -		49.561	36.307	2:10.833 (1)	57.78		17:24:38.839
2 -	48.497	1:13.899	43.041	2:45.437 (2)	45.70	34.603	17:27:24.276
3 -	57.799	1:24.675	42.183	3:04.657	40.94	53.823	17:30:28.933
4 -	53.622	1:21.072	39.788	2:54.482 (3)	43.33	43.648	17:33:23.415

P7 14		Martin WRIGHT		Citroen Saxo VTR			
IDEAL LAP TIME : 2:16.686		BEST LAP TIME : 2:11.734		DIFFERENCE : -4.951			
LAP	SECTOR 1	SECTOR 2	SECTOR 3	LAP TIME	MPH	DIFF	TIME OF DAY
1 -		51.017	37.242	2:11.734 (1)	57.39		17:24:39.740
2 -	48.427	1:13.807	42.877	2:45.111 (2)	45.79	33.376	17:27:24.851
3 -	59.129	1:23.595	42.406	3:05.130	40.83	53.395	17:30:29.981
4 -	53.814	1:20.423	39.277	2:53.514 (3)	43.57	41.779	17:33:23.495

SPEEDFEST NORTH

Junior Saloon Car Championship

RACE 16 - SECTOR ANALYSIS



SECTOR 1 = FL to I1, SECTOR 2 = I1 to I2, SECTOR 3 = I2 to FL, DIFF = Difference To Personal Best Lap, P = Crossed Finish Line in Pit Lane, D = Time Disallowed

P8 95		Riki PITMAN		Citroen Saxo VTR			
IDEAL LAP TIME : 2:15.399		BEST LAP TIME : 2:15.671		DIFFERENCE : 0.272			
LAP	SECTOR 1	SECTOR 2	SECTOR 3	LAP TIME	MPH	DIFF	TIME OF DAY
1 -		49.852	39.089	2:15.671 (1)	55.72		17:24:43.677
2 -	46.462	1:13.978	43.793	2:44.233 (2)	46.03	28.561	17:27:27.910
3 -	57.722	1:23.911	43.348	3:04.981	40.87	49.309	17:30:32.891
4 -	53.255	1:19.557	39.085	2:51.897 (3)	43.98	36.225	17:33:24.788

P9 96		Ralphie BRANSCOMBE		Citroen Saxo VTR			
IDEAL LAP TIME : 2:15.305		BEST LAP TIME : 2:17.230		DIFFERENCE : 1.925			
LAP	SECTOR 1	SECTOR 2	SECTOR 3	LAP TIME	MPH	DIFF	TIME OF DAY
1 -		50.382	38.972	2:17.230 (1)	55.09		17:24:45.236
2 -	46.102	1:13.662	44.370	2:44.134 (2)	46.06	26.903	17:27:29.370
3 -	57.696	1:23.499	43.294	3:04.489	40.98	47.258	17:30:33.859
4 -	53.501	1:19.508	38.821	2:51.830 (3)	44.00	34.599	17:33:25.689

P10 81		Ata HUNER		Citroen Saxo VTR			
IDEAL LAP TIME : 2:15.664		BEST LAP TIME : 2:18.247		DIFFERENCE : 2.583			
LAP	SECTOR 1	SECTOR 2	SECTOR 3	LAP TIME	MPH	DIFF	TIME OF DAY
1 -		51.212	38.665	2:18.247 (1)	54.68		17:24:46.253
2 -	45.787	1:14.188	44.684	2:44.659 (2)	45.91	26.411	17:27:30.912
3 -	57.255	1:23.112	43.690	3:04.057	41.07	45.809	17:30:34.969
4 -	53.301	1:19.242	40.345	2:52.888 (3)	43.73	34.640	17:33:27.857

P11 11		Francis LAWSON		Citroen Saxo VTR			
IDEAL LAP TIME : 2:14.222		BEST LAP TIME : 2:23.483		DIFFERENCE : 9.261			
LAP	SECTOR 1	SECTOR 2	SECTOR 3	LAP TIME	MPH	DIFF	TIME OF DAY
1 -		57.256	35.187	2:23.483 (1)	52.69		17:24:51.489
2 -	41.779	1:14.188	46.025	2:41.992 (2)	46.67	18.508	17:27:33.481
3 -	56.915	1:23.904	42.203	3:03.022	41.30	39.538	17:30:36.503
4 -	54.650	1:17.753	41.035	2:53.438 (3)	43.59	29.954	17:33:29.941

P12 41		William OMAR		Citroen Saxo VTR			
IDEAL LAP TIME : 2:14.400		BEST LAP TIME : 2:13.710		DIFFERENCE : -0.689			
LAP	SECTOR 1	SECTOR 2	SECTOR 3	LAP TIME	MPH	DIFF	TIME OF DAY
1 -		48.488	38.340	2:13.710 (1)	56.54		17:24:41.716
2 -	47.572	1:13.553	43.521	2:44.646 (2)	45.92	30.935	17:27:26.362
3 -	58.517	1:23.519	43.055	3:05.091	40.84	51.380	17:30:31.453
4 -	53.532	1:19.753	39.605	2:52.890 (3)	43.73	39.179	17:33:24.343

P13 3		Jake WARDLE		Citroen Saxo VTR			
IDEAL LAP TIME :		BEST LAP TIME :		DIFFERENCE :			
LAP	SECTOR 1	SECTOR 2	SECTOR 3	LAP TIME	MPH	DIFF	TIME OF DAY
1 -							

1 -

SPEEDFEST NORTH

Junior Saloon Car Championship

RACE 16 - STATISTICS

Competitors Started 13
Planned Start 2026-05-03 @ 16:40:00.000
Actual Start 2026-05-03 @ 17:22:28.005
Finish Time 2026-05-03 @ 17:33:20.176
Track Length 2.1001mi.
Total Laps 49
Total Distance Covered 102.9084mi.

Session Fastest Lap History

NO	NAME	LAP TIME	TIME OF DAY	LAP	VEHICLE
80	Ollie SMITH	2:04.649	17:24:32.670	1	Citroen Saxo VTR

Session Leader History

NO	NAME	FROM LAP	LAPS LED	DISTANCE	VEHICLE
80	Ollie SMITH	1	4	8.40 miles	Citroen Saxo VTR

Flag History

TYPE	TIME OF DAY
GREEN	17:22:28.005
SAFETY	17:23:49.781
GREEN	17:33:16.823
FINISH	17:33:20.176

Flag Statistics

TYPE	COUNT	TOTAL LAPS	TOTAL TIME
Green	2	1	6:17.919
Red	0	0	0.000
Safety Car	1	3	9:27.042
FCY	0	0	0.000

SPEEDFEST NORTH

Junior Saloon Car Championship

RACE 16 - FIRST PART RED FLAG STOP - INFORMATION SHEET

Race Distance: 5 Laps / 10.50 miles



NOT CLASSIFIED

DNF	80	Ollie SMITH	Citroen Saxo VTR	5	12:46.656		49.30	1:54.485	5	3	
DNF	44	Zain KWEKHA	Citroen Saxo VTR	5	12:48.096	1.440	1.440	49.21	1:54.219	5	7
DNF	27	Matthew SWATTON	Citroen Saxo VTR	5	12:50.514	3.858	2.418	49.06	1:56.318	5	8
DNF	87	Leon HOLLY	Citroen Saxo VTR	5	12:50.528	3.872	0.014	49.06	1:57.160	5	2
DNF	14	Martin WRIGHT	Citroen Saxo VTR	5	12:50.868	4.212	0.340	49.03	1:55.379	5	6
DNF	23	Max SCHARFEGGER	Citroen Saxo VTR	5	12:51.230	4.574	0.362	49.01	1:56.377	5	1
DNF	29	Timothy LEONARD	Citroen Saxo VTR	5	12:51.975	5.319	0.745	48.96	1:56.566	5	9
DNF	95	Riki PITMAN	Citroen Saxo VTR	5	12:54.222	7.566	2.247	48.82	1:57.440	5	12
DNF	96	Ralphie BRANSCOMBE	Citroen Saxo VTR	5	12:57.543	10.887	3.321	48.61	1:59.860	5	15
DNF	81	Ata HUNER	Citroen Saxo VTR	5	12:59.383	12.727	1.840	48.50	1:59.532	5	14
DNF	11	Francis LAWSON	Citroen Saxo VTR	5	13:14.202	27.546	14.819	47.59	2:12.267	5	13
DNF	41	William OMAR	Citroen Saxo VTR	4	10:56.337	1 Lap	1 Lap	46.07	2:13.710	1	10
DNF	3	Jake WARDLE	Citroen Saxo VTR	0							4

NOT STARTED

NS	94	Lachlan HOMER	Citroen Saxo VTR								5
NS	17	Charlie ALLEN	Citroen Saxo VTR								11

FASTEST LAP

	44	Zain KWEKHA	Citroen Saxo VTR	5	1:54.219		66.19 mph				106.52 kph
--	----	-------------	------------------	---	----------	--	-----------	--	--	--	------------

Red Flag (end of session): 17:35

Weather / Track : Drizzle / Damp

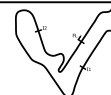
These results are provisional until the conclusion of any judicial and technical matters.

Date: 03/05/2026 Start: 17:22 Finish: 00:00

Croft: 2.1001 miles

Clerk Of Course: Craig Czornyj

Timekeeper: Eric Cowcill



Results can be found at www.tsl-timing.com

Printed - 17:36 Sunday, 03 May 2026



The British Automobile Racing Club